



PRICE LIST

w.e.f. 1st July 2022

- ALL PRODUCTS ARE AS PER BIS SPECIFICATIONS
- LED USE CREE / BRIDGELUX / OSRAM / SAMSUNG / EDISON / EPISTAR
- 24 MONTHS WARRANTY
- ENERGY SAVING



WWW.SHIKSHALIGHTS.COM



OUR FOUR-FOLD WORK ETHOS

Phase 1 Listen

Listening to the specific need of the Client.



Phase 2 Design

Designing innovative products to meet this need.

Phase 3 Make

Making well these products and systems.



Phase 4 Support

Supporting the market with high quality service.

Welcome to **Rama Electric Industries**, a well known and highly reputed electrical goods company dealing in all Electrical Goods. We are Specialized in LED Lighting & PIONEER in Lighting solutions. There are so many reasons to use our high quality LED products but we kindly ask you first, to browse this catalogue, there is full information regarding latest & newly developed products & then contact us with your requirements.

Rama Electric Industries established in 1963, with manufacturing of glass lamps in Amritsar. Then started trading from 1983. From 1996 we started distribution network business. With the distributor of electrical goods like PVC Pipes, Junction Box, Fan and Conceal Box, flush boxes, copper / aluminium wire and cables, wiring accessories like Modular Switch, Fan, Geyser and MCB DB's, MCB etc.

Addition to this, we started **LED Lighting Business in 2005**. Since we are growing from 1963 to till date, only on the basis of **best quality services, timely commitment with the support of Architect / Builders / Interior Decorators** and one of our best & favourite **Dealer Network**.

We deal in LED Lighting like : Indoor, Outdoor, Stage Lighting, **Home Automation** (Lighting) and **LMS** i.e. Lighting Management System. We are specialize in **Commercial Building, Hotel, Banquets & Big Banglows**.

Some of our Clients are - **Taj Swarna Amritsar, Golden Temple Plaza Passage Lighting, Corporate Hospitals, EMC Hospital** etc. We got 'Appreciation Award' from Taj Swarna Amritsar for the 'Best Quality and After Sale Services'.

ASPIRATION

"CUSTOMER SATISFACTION IS THE PRIME MOTO OF OUR COMPANY".

To satisfy our customers we ensure that the products we provide must meet customer requirements and expectations. Customer Satisfaction is important way by which we full-fill the

requirements of our customer and we convey the same in the form of our better and improved services each and every time.

MISSION

"Our mission is to deliver high quality products at nominal cost"

We customize products with top class quality, raw material, well equipped with technical features & better services at our end to execute supply against customer requirements with more efficient efforts.

Our rigid quality control ensure that every single product we customize will give optimum performance for application, which it was made because we do not compromise on our quality.

QUALITY ASSURANCE

Our LED Lights are **BIS** Approved as per Govt. Norms, **Eco-friendly, Long Life & quality** certification which ensure complete safety, reliability & consistency in performance.

TIMELY DELIVERY

We understand the importance of timely delivery & the long term cooperation in establishing the company as a reliable brand.

To achieve this goal, we have set up a flexible assembly capacity & strong supply chain network, to fulfill the bulk & immediate requirement of our clients. Our delivery department ensures **safe and timely delivery of all orders, within the stipulated time frame**.

We are absolutely dedicated towards establishing a long term relation in mutually beneficial & healthy relations with all our clients.

Thanks with Regards

Dharampal Suri
Managing Director



- ALL PRODUCTS BIS APPROVED
- LED USE CREE / EDISON / EPISTAR / SAMSUNG / BRIDGELUX
- 24 MONTHS WARRANTY
- ENERGY SAVING

WWW.SHIKSHALIGHTS.COM



- LED LIGHTING SYSTEM
- PROFILELIGHTS
- CEILING LIGHTS
- SPOT & WALL LIGHTS
- DOWN LIGHTERS
- SUSPENDED LIGHTS
- OUTDOOR LIGHTS



TO WHOM IT MAY CONCERN

To, Rama Electric Industries
Katra Bagghain
Near Bank of India
Amritsar

Sub: Appreciation certificate for Shiksha Led Light and Wire cables

This is certifying that we are fully satisfied with the performance of SHIKSHA Led Lights. We are glad to extend our appreciation to you we are using this product for about last two years and fully satisfied there is not even single failure in this product.

We are extremely happy with product and services. It has been pleasure working with you & in future we also expect the same co-operation and quality assurance from your side.

Thanking you

Devendra Singh Mehta

Chief Engg

A handwritten signature in red ink, appearing to read "Devendra Singh Mehta", with the date "15/11/17" written below it.



SOME OF OUR PRESTIGIOUS CLIENTS



INDEX

S.No.	INDOOR PRODUCT RANGE	PAGE
1	SMD LED COLOR CHANGING DOWNLIGHTER	1
2	LED MAGNETIC TRACK SERIES 48 V I. LED Magnetic Track Light ii. Magnetic Track Accessories	2-4
3	MAGNETO PROFILE i. Magneto Profile Concealed Type ii. Mangneto Profile Surface / Suspension Type	5
4	ROUND MAGNETIC TRACK SERIES 48 V	6-7
5	PROFILE HANGING LIGHT I. Profile Hanging Light	8
6	LED PROFILE LIGHT I. Aluminium Anodised Black Profile ii. Cabinet Profile iii. Architectal Profile Lights iv. Aluminium Anodised LED Profile Lights	9-13
7	SPECIAL LED PROFILE LIGHTS I. Trimless LED Profiles ii. Round LED Profiles iii. Profile with Back Side Spring iv. Profile for Cove Light v. LED Profile Hanger Light	14
8	ALUMINIUM ANODISED BIG SIZE LED PROFILE I. Wall Washer LED Profile ii. Glass LED Profile iii. Counter LED Profile	15
9	LED PICTURE LIGHTS	16
10	LED FOR CONCEALED & JUNCTION BOX i. LED Lights for Small Junction Box 1" x 3" ii. LED for Concealed / Junction Box for Slab	17
11	LED FOOT LIGHTS RANGE I. Surface Foot Light Range ii. LED Foot Lights Range with Back Box iii. Foot Light for 3 x 3 / 2M Box iv. Foot Light for 3M Box v. Foot Light for 4M Box vi. Foot Light for 6M Box	18-19

S.No.	INDOOR PRODUCT RANGE	PAGE
12	LED CONCEALED COB RANGE I. LED Small COB Range ii. Normal COB Range iii. Commercial COB Range iv. LED Zoom Light v. Glare Free COB vi. Deep / Rimless COB vii. Deep Rimless with Black Shining Reflector viii. Deep COB with Color Reflector ix. Ring COB x. Tillpull COB xi. COB Wallwasher xii. Linear COB Range xiii. Ultra Slim COB Range	20-27
13	LED SMART LIGHTING SOLUTION I. App Modules Size MR16	28-29
14	HOSPITALITY RANGE (HOUSING) WITH MR16 LED	30-36
15	HIGH PRESSURE DIE CASTING LED MODULE MR16	37
16	LED T5 BATTON, LINKABLE, DECORATIVE RANGE I. LED T5 Batton Range LED Decorative Batton T8	38
17	LED CONCEALED PANEL RANGE I. SMD Slim LED Panels ii. Slim Side LED Light Panels iii. Ultra Slim Rim LED Panels iv. Narrow Border Slim LED Panel Light v. Paper Thin LED Light vi. SMD - LED Recessed Downlight vii. SMD - LED Backlight Panel Range viii. LED Panel with Backlight ix. SMD LED Downlighter x. Big LED Panel Range xi. PC Downlighter Light Range	39-43





INDEX

S.No.	INDOOR PRODUCT RANGE	PAGE
18	LED LIGHT SURFACE RANGE I. COB Surface Range ii. Surface SMD with Detachable iii. LED Panel Surface Range	44-45
19	LED STRIP RANGE I. LED Strip 12 V / 2835 Series IP 20 High Lumens ii. LED Strip 12 V / 5050 Series iii. Waterproof LED Strip 12 V IP 65 High Lumens	46-47
20	POWER SUPPLY RANGE I. 12 V SMPS ii. 12 V RGB Power Supply iii. 12 V Waterproof Power Supply iv. Dimable Driver for Panel & COB v. Dimable Driver for LED Strip	48
21	SMD ROPE 220 V (IP 65) I. 220 V LED Strip 2835/120 L ii. 220 V Optical Series 2835/144 L iii. 220 V RGB/68 L	49
22	TRACK LIGHT (COB) I. COB Track Light ii. Channel for Track Light iii. Hanging Light	50-51

S.No.	OUTDOOR PRODUCTS RANGE	PAGE
23	OUTDOOR RANGE IP-65 I. Wall SMD / COB Range ii. Window Light iii. 4 Way Wall Lights iv. LED Light for Palm Tree v. Aluminium Housing, Italian Design vi. Garden Spike Lights IP-65 vii. Ground Burial Lights IP-65 viii. LED Street Light IP-65 ix. LED Wallwasher IP-65 x. Empty Housing Ground Burial xi. Fountain Light / Under Water Light IP-68 xii. Wall SMD Range xiii. LED Wall Lamps xiv. LED Bollards xv. LED Pole Light	52-58

S.No.	OUTDOOR PRODUCT RANGE	PAGE
24	LED FLOOD LIGHTS I. Lens Flood Light ii. SMD LED Flood Light iii. LED High Bay (UFO)	59

S.No.	ACCESSORIES	PAGE
25	SPECIAL ITEMS I. Sensors ii. Pop up Boxes iii. IP 65 Waterproof Boxes iv. IP 40 Waterproof Boxes with Switch & Socket v. Special Item vi. LED Lamps vii. LED Driver	60-61
26	VENTILATION FAN I. Plastic in Line Fan ii. Window Mount Ventilating Fan iii. Window Mount ventilating Fan iv. Metal Ceiling Mount Ventilating Fan	62-63

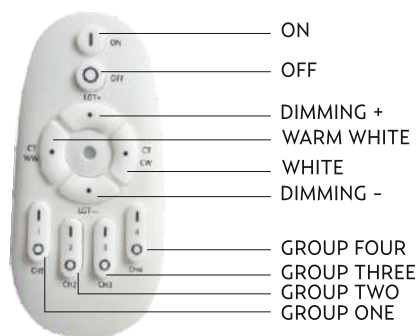
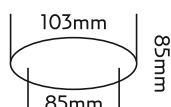


SMD LED COLOUR CHANGING DOWNLIGHTER

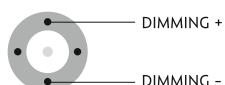
SMD COLOUR CHANGE (2700 K TO 7000 K) & DIM TECHNOLOGY

Cat. No.	- SH-COL 0808
Wattage	- 8 Watts
Outer Dia	- 103 mm x 85 mm
Cut-Out	- Ø 85 mm
Price	- Rs. 2150/-
Remote Price	- Rs. 700/-

Powered by **EPISTAR**
TAIWAN

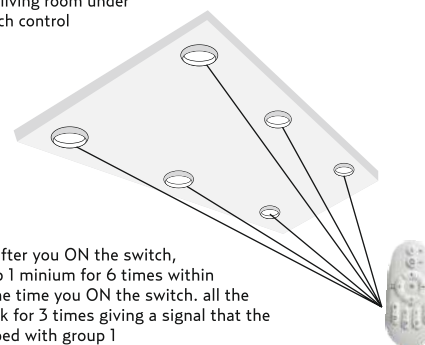
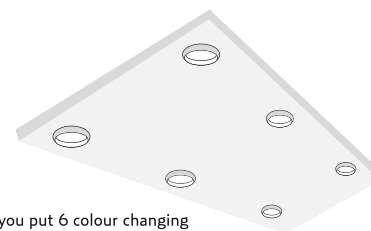


SMART
REMOTE CONTROL



Step -1

For an Example you put 6 colour changing Lights in a living room under single switch control



Step -2

Immediately after you ON the switch, press of group 1 minium for 6 times within 3 secs from the time you ON the switch. all the lights will blink for 3 times giving a signal that the lights are looped with group 1

Now from Group 1.. you can change the colour temprature and also dim the light as per your mood for all the lights together.

Similarly you can do this for another room with group 2 and so on...

Please note :
Pressing of 6 times say from any group ... should be immediately within 3 secs after you ON the switch.

All cutouts Dimensions are precisely correct. Even before cutting, please take original sample.



LED MAGNETIC TRACK SERIES 48V



All cutouts Dimensions are precisely correct. Even before cutting, please take original sample.



LED MAGNETIC TRACK LIGHT

Cat. No. - SH-MKT-G-12T
Wattage - 10W
Dimmension - L 220 x W 225 x H 45 mm
Color Temp - 3000K / 4000K / 5700K
Beam Angle - 24° X 38°
CRI - Ra>90
Price - 2222/-
Price - 8330/-



Powered by **OSRAM**

Cat. No. - SH-MKT-F-12F
Wattage - 10W
Dimmension - L 220 x W 22 x H 45 mm
Color Temp - 3000K / 4000K / 5700K
Beam Angle - 150°
CRI - Ra>90
Price - 2362/-
Price - 8330/-



Powered by **OSRAM**

Cat. No. - SH-MKT-POLAR-18W
Wattage - 18W
Dimmension - L 328 x W 22 x H 45 mm
Color Temp - 3000K / 4000K / 5700K
Beam Angle - 100°
CRI - Ra>90
Price - 3223/-
Price - 9750/-



Powered by **OSRAM**

Cat. No. - SH-MKT-ADJ-G-10W
Wattage - 10W
Dimmension - L 135 x W 35 x H 150 mm
Color Temp - 3000K / 4000K / 5700K
Beam Angle - 15° X 24° X 45°
CRI - Ra>90
Price - 4650/-
Price - 11,475/-



Powered by **OSRAM**

Cat. No. - SH-MKT-SPORT-7W
Wattage - 7W
Dimmension - Ø 48 x L 145 mm
Color Temp - 3000K / 4000K / 5700K
Beam Angle - 15° X 24° X 38°
CRI - Ra>90
Price - 3725/-
Price - 11,950/-



Powered by **OSRAM**

Cat. No. - SH-MKT-PEND-5W
Wattage - 5W
Dimmension - Ø 40 x H 300 mm
Color Temp - 3000K / 4000K / 5700K
Beam Angle - 15° X 24°
CRI - Ra>90
Price - 4155/-
Price - 11,300/-



Powered by **OSRAM**

48V POWER
SUPPLY
EXTRA

Cat. No. - SH-MKT-G-24T
Wattage - 24W
Dimmension - L 435 x W 22 x H 45 mm
Color Temp - 3000K / 4000K / 5700K
Beam Angle - 24° X 38°
CRI - Ra>90
Price - 3295/-
Price - 10,115/-



Powered by **OSRAM**

Cat. No. - SH-MKT-F-24F
Wattage - 20W
Dimmension - L 543 x W 22 x H 45 mm
Color Temp - 3000K / 4000K / 5700K
Beam Angle - 150°
CRI - Ra>90
Price - 3050/-
Price - 9350/-



Powered by **OSRAM**

Cat. No. - SH-MKT-TRACK (CONCEALED)
Price - 3223/- (1 Mtr.)
Price - 6446/- (2 Mtr.)
Price - 9669/- (3 Mtr.)



CRACK
PROOF

Powered by **OSRAM**

Cat. No. - SH-MKT-SPORT-10W
Wattage - 10W
Dimmension - Ø 58 x L 140 mm
Color Temp - 3000K / 4000K / 5700K
Beam Angle - 24°
CRI - Ra>90
Price - 4450/-
Price - 11,300/-



Powered by **OSRAM**

Cat. No. - SH-MKT-SPORT-18W
Wattage - 18W
Dimmension - Ø 58 x L 145 mm
Color Temp - 3000K / 4000K / 5700K
Beam Angle - 15° X 24° X 38°
CRI - Ra>90
Price - 4850/-
Price - 12,800/-



Powered by **OSRAM**

Cat. No. - SH-MKT-PEND-7W
Wattage - 7W
Dimmension - Ø 40 x H 300 mm
Color Temp - 3000K / 4000K / 5700K
Beam Angle - 15° X 24°
CRI - Ra>90
Price - 4875/-
Price - 11,390/-



Powered by **OSRAM**

All cutouts Dimensions are precisely correct. Even before cutting, please take original sample.

MAGNETIC TRACK ACCESSORIES

Cat. No. - SH-MKT-PS-100W
Dimension - L129 x W97 x H30 mm
Wattage - 100 Watt
Voltage - 48 Volts
Price - 4872/-



Cat. No. - SH-MKT-PS-150W
Dimension - L159 x W97 x H30 mm
Wattage - 150 Watt
Voltage - 48 Volts
Price - 5875/-



Cat. No. - SH-MKT-PS-200W
Dimension - L215 x W115 x H30 mm
Wattage - 200 Watt
Voltage - 48 Volts
Price - 7380/-



Cat. No. - SH-MKT-PS-350W
Dimension - L215 x W115 x H30 mm
Wattage - 350 Watt
Voltage - 48 Volts
Price - 9250/-



Cat. No. - SH-MKT-CORNER
Dimension - L230 x W16 x H17 mm
Price - 650/-



Cat. No. - SH-MKT-INPUT MODULE
Dimension - L130 x W16 x H17 mm
Price - 650/-



Cat. No. - SH-MKT-CORNER CONNECTING MODULE
Dimension - L375 x W16 x H17 mm
Price - 935/-



Cat. No. - SH-MKT-L-SHAPED CORNER JOINT
Dimension - L50 x W50 mm
Price - 935/-



Cat. No. - SH-MKT-L SHAPED CORNER JOINT
Dimension - L70 x W70 mm
Price - 935/-



Cat. No. - SH-MKT-L SHAPED CORNER JOINT
Dimension - L80 x W80 mm
Price - 1075/-



Cat. No. - SH-MKT-L SHAPED CORNER JOINT
Dimension - L80 x W80 mm
Price - 1075/-



Cat. No. - SH-MKT-CONNECTING FIXTURE
Dimension - L35 x W20 mm
Price - 130/-



Cat. No. - SH-MKT- SUPPORTING WIRE
Dimension - 1 Mtr. Length
Price - 390/-



Cat. No. - SH-MKT- ACC
Dimension - 300 x 300 mm
Price - 935/-



Cat. No. - SH-MKT- ACC
Dimension - 500 x 500 mm
Price - 1075/-



Cat. No. - SH-MKT- SUPPORTING WIRE
Dimension - 1000 x 1000 mm
Price - 1792/-



All cutouts Dimensions are precisely correct. Even before cutting, please take original sample.

MAGNETO PROFILE

Magneto Profile Cosealed Type



Cat. No. - SH ECO MAGNETO 4530-A (SMD)
Wattage - 45 Watts / Mtr.
Colour Temp(K) - 3000K / 4000K / 6000K
Fixture Colour - Silver / Black
Dimension - 45mm x 30mm Deep
Cutout - 30mm x 30mm
Price - Rs. 5900/- Mtr. (Mono Colour)
Rs. 2700K-7500K (Color Changing)
Add RF Remote Price

Cat. No. - SH ECO MAGNETO 4530-A (COB)
Wattage - 45 Watts / Mtr.
Colour Temp(K) - 3000K / 4000K / 6000K
Fixture Colour - Silver / Black
Dimension - 45mm x 30mm Deep
Cutout - 30mm x 30mm
Price - Rs. 8200/- Mtr. (Mono Colour)
Rs. 2700K-7500K (Color Changing)
Add RF Remote Price

Cat. No. - SH ECO MAGNETO 4530-A (SMD + COB)
Wattage - 45 Watts / Mtr.
Colour Temp(K) - 3000K / 4000K / 6000K
Fixture Colour - Silver / Black
Dimension - 45mm x 30mm Deep
Cutout - 30mm x 30mm
Price - Rs. 9915/- Mtr. (Mono Colour)
Rs. 2700K-7500K (Color Changing)
Add RF Remote Price

Magneto Profile Surface / Suspension Type



Cat. No. - SH ECO MAGNETO 3370-M (SMD)
Wattage - 45 Watts / Mtr.
Colour Temp(K) - 3000K / 4000K / 6000K
Fixture Colour - Silver / Black
Dimension - 30mm x 70mm (H)
Price - Rs. 7685/- Mtr. (Mono Colour)
Rs. 2700K-7500K (Color Changing)
Add RF Remote Price

Cat. No. - SH ECO MAGNETO 3370-M (COB)
Wattage - 45 Watts / Mtr.
Colour Temp(K) - 3000K / 4000K / 6000K
Fixture Colour - Silver / Black
Dimension - 33mm x 70mm (H)
Price - Rs. 11,255/- Mtr. (Mono Colour)
Rs. 2700K-7500K (Color Changing)
Add RF Remote Price

Cat. No. - SH ECO MAGNETO 4530-A
Wattage - 45 Watts / Mtr.
Colour Temp(K) - 3000K / 4000K / 6000K
Fixture Colour - Silver / Black
Dimension - 33mm x 70mm (H)
Price - Rs. 10,892/- Mtr. (Mono Colour)
Rs. 2700K-7500K (Color Changing)
Add RF Remote Price

Powered by



OSRAM RIGID 3030 (Chip)
120 Lumen Per Mtr.
IP 20 Type
CRI > 80

POR
PRICE ON
REQUEST

Hanging Wire, End Cap, Driver Included

* All Sizes can be customized as per customer requirement

All cutouts Dimensions are precisely correct. Even before cutting, please take original sample.






ROUND MAGNETIC TRACK SERIES 48 VOLTS



All cutouts Dimensions are precisely correct. Even before cutting, please take original sample.





**48V POWER
SUPPLY
EXTRA**

ROUND MAGNETIC TRACK 48 V

Cat. No.	- SH-MKT-RD	SH-MKT-RD	SH-MKT-RD	SH-MKT-RD	SH-MKT-RD	SH-MKT-RD	SH-MKT-RD
Dimension	- 600MM	800MM	1000MM	1200MM	1500MM	1800MM	2000MM
Price	- 13470/-	18054/-	22495/-	27010/-	33744/-	48575/-	60753/-

Cat. No. - SH-MKT-RD-SMD
Wattage - 6W/12W
Color Temp - 3000K / 4000K / 5000K / 5700K
Beam Angle - 150°
CRI - >95
Price - Rs. 4300/5373/-



48V

Cat. No. - SH-MKT-RD-GRILLE
Wattage - 6W
Color Temp - 3000K / 4000K / 5000K / 5700K
Beam Angle - 24°
CRI - >95
Price - Rs. 4656/-



48V

Cat. No. - SH-MKT-RD-SPORT
Wattage - 3W
Color Temp - 3000K / 4000K / 5000K / 5700K
Beam Angle - 24°
CRI - >95
Price - Rs. 2722/-



Cat. No. - SH-MKT-RD-SPORT
Wattage - 10W
Color Temp - 3000K / 4000K / 5000K / 5700K
Beam Angle - 24°
CRI - >95
Price - Rs. 6089/-



Cat. No. - SH-MKT-CONNECTING FIXTURE
Price - Rs. 1075/-



Cat. No. - SH-MKT-SUPPORTING WIRE
Price - 1075/-



All cutouts Dimensions are precisely correct. Even before cutting, please take original sample.



PROFILE HANGING LIGHTS

PROFILE HANGING LIGHTS

Cat. No. - SH PHL H 01
Wattage - 30 Watts
Dimension - 600*100*80MM
Color Output - 4000K
Body Color - Black
Price / Unit - Rs. 3678/-



Cat. No. - SH PHL H 02
Wattage - 36 Watts
Dimension - 800*100*80MM
Color Output - 4000K
Body Color - Black
Price / Unit - Rs. 7180/-



Cat. No. - SH PHL HF 03
Wattage - 51 Watts
Dimension - 600*80MM
Color Output - 4000K
Body Color - Black
Price / Unit - Rs. 4350/-



Cat. No. - SH PHL HF 04
Wattage - 92 Watts
Dimension - 800*80MM
Color Output - 4000K
Body Color - Black
Price / Unit - Rs. 7756/-



Cat. No. - SH PHL C 05
Wattage - 30 Watts
Dimension - 600*100*80MM
Color Output - 4000K
Body Color - Black
Price / Unit - Rs. 4119/-



Cat. No. - SH PHL C 06
Wattage - 36 Watts
Dimension - 800*100*80MM
Color Output - 4000K
Body Color - Black
Price / Unit - Rs. 8040/-



Cat. No. - SH PHL CF 07
Wattage - 51 Watts
Dimension - 600*80MM
Color Output - 4000K
Body Color - Black
Price / Unit - Rs. 4312/-



Cat. No. - SH PHL CF 08
Wattage - 92 Watts
Dimension - 800*80MM
Color Output - 4000K
Body Color - Black
Price / Unit - Rs. 7756/-



Cat. No. - SH PHL S 09
Wattage - 56 Watts
Dimension - 600*600*100*80MM
Color Output - 4000K
Body Color - Black
Price / Unit - Rs. 3671/-



Cat. No. - SH PHL S 10
Wattage - 78 Watts
Dimension - 800*800*100*80MM
Color Output - 4000K
Body Color - Black
Price / Unit - Rs. 7179/-



Cat. No. - SH PHL SF 11
Wattage - 56 Watts
Dimension - 600*80MM
Color Output - 4000K
Body Color - Black
Price / Unit - Rs. 4312/-



Cat. No. - SH PHL SF 12
Wattage - 88 Watts
Dimension - 800*80MM
Color Output - 4000K
Body Color - Black
Price / Unit - Rs. 7756/-



Cat. No. - SH PHL LINE 13
Wattage - 72 Watts
Dimension - 1200*160*10MM
Color Output - 4000K
Body Color - White and Acrylic
Price / Unit - Rs. 12950/-



Cat. No. - SH PHL 14
Wattage - 45 Watts
Dimension - 1200*133*40MM
Color Output - 4000K
Body Color - White
Price / Unit - Rs. 4760/-



Cat. No. - SH PHL DOME 15
Wattage - 28 Watts
Dimension - 300*60MM
Color Output - 4000K
Body Color - White
Price / Unit - Rs. 1950/-



Cat. No. - SH PHL T 16
Wattage - 36 Watts
Dimension - 600*100*80MM
Color Output - 4000K
Body Color - Black
Price / Unit - Rs. 3670/-



Cat. No. - SH PHL TF 17
Wattage - 36 Watts
Dimension - 600*80MM
Color Output - 4000K
Body Color - Black
Price / Unit - Rs. 4312/-



Cat. No. - SH PHL 18
Wattage - 28 Watts
Dimension - 1180*100*70MM
Color Output - 6000K
Body Color - White
Price / Unit - Rs. 5550/-




Cat. No. - SH PHL 19
Wattage - 28 Watts
Dimension - 1200*80*55MM
Color Output - 4000K
Body Color - Black
Price / Unit - Rs. 4312/-



All cutouts Dimensions are precisely correct. Even before cutting, please take original sample.



LED PROFILE LIGHTS




All cutouts Dimensions are precisely correct. Even before cutting, please take original sample.




ALUMINIUM ANODISED BLACK PROFILES




Cat. No. - **7*8*9 BLK**
Outer Dia - **7.6 mm**
Inner Dia - **5.6 mm**
Deep - **9 mm**
Price - **Rs. 233/- Mtr.**




Cat. No. - **7*8*9 A BLK**
Outer Dia - **11.2 / 7.6 mm**
Inner Dia - **5.6 mm**
Deep - **9 mm**
Price - **Rs. 248/- Mtr.**




Cat. No. - **SH 508 BLK**
Outer Dia - **16.8 mm**
Inner Dia - **12.4 mm**
Deep - **6.6 mm**
Price - **Rs. 350/- Mtr.**



Cat. No. - **SH 509 BLK**
Outer Dia - **23.6 / 16.8 mm**
Inner Dia - **12.4 mm**
Deep - **6.67 mm**
Price - **Rs. 332/- Mtr.**



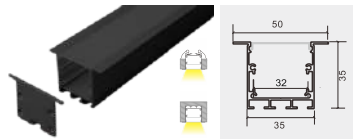
Cat. No. - **SH 613 BLK**
Outer Dia - **16.8 mm**
Inner Dia - **12.6 mm**
Deep - **14.3 mm**
Price - **Rs. 350/- Mtr.**



Cat. No. - **SH 613 B BLK**
Outer Dia - **24.2 / 16.8 mm**
Inner Dia - **12.6 mm**
Deep - **14.33 mm**
Price - **Rs. 380/- Mtr.**



Cat. No. - **SH 3535 BLACK**
Outer Dia - **35 mm**
Inner Dia - **32 mm**
Deep - **35 mm**
Price - **Rs. 997/- Mtr.**



CABINET PROFILES

Cat. No. - **SH V5**
Dimension - **580 mm**
Price - **Rs. 2792/- Pc**



Sensor

Chargable

Cat. No. - **SH K9**
Dimension - **800 mm**
Price - **Rs. 3152/- Pc**



Hand Sweep
Sensor

All cutouts Dimensions are precisely correct. Even before cutting, please take original sample.

ARCHITECTAL PROFILE LIGHTS



Cat. No. - **SH PRO ART 512**
 Dimension - **23.7 x 8.7 mm**
 Inner Dia - **6.3 mm**
 Deep - **8.7 mm**
 Price - **Rs. 521/- Mtr.**



Cat. No. - **SH PRO ART 312**
 Dimension - **86 x 46.5 mm**
 Inner Dia - **57.7 mm**
 Deep - **46.5 mm**
 Price - **Rs. 2275/- Mtr.**



Cat. No. - **SH PRO ART 313**
 Dimension - **94.7 x 37.11 mm**
 Inner Dia - **19.2 mm**
 Deep - **37.11 mm**
 Price - **Rs. 1665/- Mtr.**




Cat. No. - **SH PRO ART 314**
 Dimension - **35.4 x 97.4 mm**
 Inner Dia - **57 mm**
 Deep - **97.4 mm**
 Price - **Rs. 1665/- Mtr.**



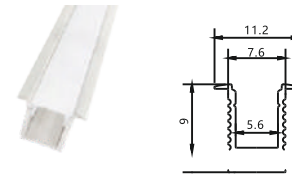
All cutouts Dimensions are precisely correct. Even before cutting, please take original sample.

ALUMINIUM ANODISED LED PROFILE LIGHTS


Cat. No. - SH 7*8*9
Outer Dia - 7.8 mm
Inner Dia - 5.6 mm
Deep - 9 mm
Price - Rs. 196/- Mtr.




Cat. No. - SH 7*8*9 A
Outer Dia - 11.2 / 7.6 mm
Inner Dia - 5.6 mm
Deep - 9 mm
Price - Rs. 223/- Mtr.



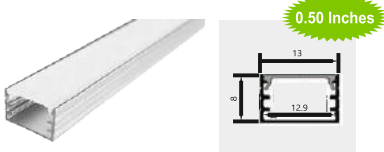
Cat. No. - SH 506
Outer Dia - 14 mm
Inner Dia - 12 mm
Deep - 8.5 mm
Price - Rs. 170/- Mtr.



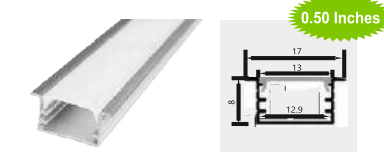
Cat. No. - SH 508
Outer Dia - 24.7 mm
Inner Dia - 12.4 mm
Deep - 7 mm
Price - Rs. 245/- Mtr.




Cat. No. - SH 224 WC
Outer Dia - 13 mm
Deep - 8 mm
Price - Rs. 108/- Mtr.



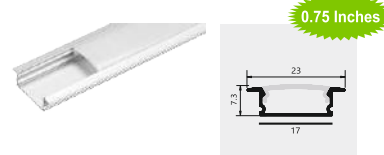
Cat. No. - SH 224 (A) CB
Outer Dia - 13 mm
Deep - 8 mm
Price - Rs. 115/- Mtr.



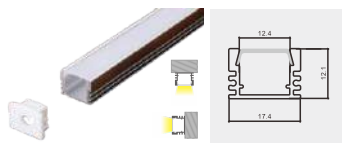
Cat. No. - SH 228 WC
Outer Dia - 17 mm
Deep - 6 mm
Price - Rs. 137/- Mtr.



Cat. No. - SH 230 CB
Outer Dia - 17 mm
Deep - 6 mm
Price - Rs. 148/- Mtr.




Cat. No. - SH 505
Outer Dia - 17.4 mm
Inner Dia - 12.4 mm
Deep - 12.1 mm
Price - Rs. 303/- Mtr.




Cat. No. - SH 605
Outer Dia - 24.5/17.5 mm
Inner Dia - 12.5 mm
Deep - 12.2 mm
Price - Rs. 339/- Mtr.



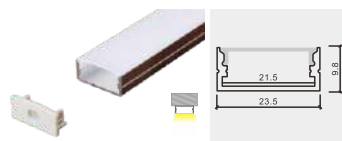
Cat. No. - SH 613
Outer Dia - 17.2 mm
Inner Dia - 12 mm
Deep - 14.4 mm
Price - Rs. 276/- Mtr.




Cat. No. - SH 613 B
Outer Dia - 17.2/24 mm
Inner Dia - 12 mm
Deep - 14.2 mm
Price - Rs. 276/- Mtr.



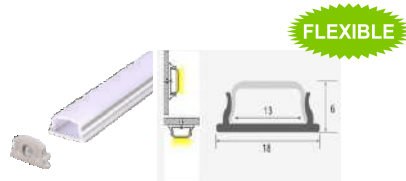
Cat. No. - SH 617
Outer Dia - 23.5 mm
Inner Dia - 21.5 mm
Deep - 9.8 mm
Price - Rs. 367/- Mtr.



Cat. No. - SH 619
Outer Dia - 23.5/30.3 mm
Inner Dia - 21.3 mm
Deep - 9.8 mm
Price - Rs. 367/- Mtr.



Cat. No. - SH 640
Outer Dia - 18 mm
Inner Dia - 13 mm
Deep - 6 mm
Price - Rs. 231/- Mtr.




Cat. No. - SH 610
Outer Dia - 15.5 mm
Inner Dia - 12.2 mm
Deep - 5.9 mm
Price - Rs. 310/- Mtr.




All cutouts Dimensions are precisely correct. Even before cutting, please take original sample.


Cat. No. - **SH 1010**
Outer Dia - **10 mm**
Inner Dia - **8 mm**
Deep - **10 mm**
Price - **Rs. 157/- Mtr.**




Cat. No. - **SH 1010 A**
Outer Dia - **15.6 / 10 mm**
Inner Dia - **8 mm**
Deep - **10 mm**
Price - **Rs. 177/- Mtr.**



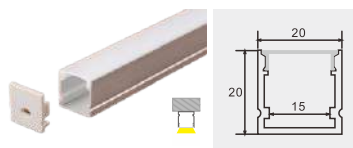
Cat. No. - **SH 1312**
Outer Dia - **12 mm**
Inner Dia - **10.5 mm**
Deep - **12 mm**
Price - **Rs. 325/- Mtr.**




Cat. No. - **SH 1312 A**
Outer Dia - **17.2 / 10.6 mm**
Inner Dia - **12.6 mm**
Deep - **11.6 mm**
Price - **Rs. 365/- Mtr.**




Cat. No. - **SH 2020**
Outer Dia - **20 mm**
Inner Dia - **15 mm**
Deep - **20 mm**
Price - **Rs. 305/- Mtr.**



Cat. No. - **SH 2020 A**
Outer Dia - **27/20 mm**
Inner Dia - **17 mm**
Deep - **20 mm**
Price - **Rs. 325/- Mtr.**



Cat. No. - **SH 23.5 20.5 A**
Outer Dia - **30/20 mm**
Inner Dia - **18 mm**
Deep - **20 mm**
Price - **Rs. 415/- Mtr.**



Cat. No. - **SH 23.5 20.5**
Outer Dia - **23.5 mm**
Inner Dia - **19.5 mm**
Deep - **20.5 mm**
Price - **Rs. 390/- Mtr.**




Cat. No. - **SH 408 CB** **1 Inches**
Outer Dia - **25 mm**
Deep - **6 mm**
Price - **Rs. 200/- Mtr.**



Cat. No. - **SH 410 WC** **1 Inches**
Outer Dia - **25 mm**
Deep - **6 mm**
Price - **Rs. 215/- Mtr.**




Cat. No. - **SH 3010** **1.25 Inches**
Outer Dia - **30 mm**
Inner Dia - **27 mm**
Deep - **10 mm**
Price - **Rs. 322/- Mtr.**




Cat. No. - **SH 3010 A** **1.25 Inches**
Outer Dia - **41/30 mm**
Inner Dia - **27 mm**
Deep - **10 mm**
Price - **Rs. 345/- Mtr.**



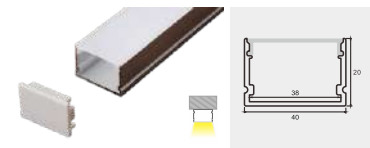
Cat. No. - **SH 3020**
Outer Dia - **30 mm**
Inner Dia - **26 mm**
Deep - **20 mm**
Price - **Rs. 469/- Mtr.**




Cat. No. - **SH 3020 A**
Outer Dia - **44/30 mm**
Inner Dia - **27 mm**
Deep - **20 mm**
Price - **Rs. 480/- Mtr.**



Cat. No. - **SH 4020**
Outer Dia - **40 mm**
Inner Dia - **38 mm**
Deep - **20 mm**
Price - **Rs. 585/- Mtr.**



Cat. No. - **SH 4020 A**
Outer Dia - **44/40 mm**
Inner Dia - **38 mm**
Deep - **20 mm**
Price - **Rs. 615/- Mtr.**



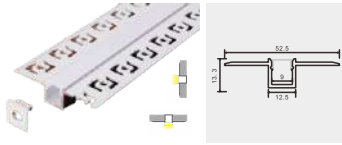
All cutouts Dimensions are precisely correct. Even before cutting, please take original sample.




SPECIAL LED PROFILE LIGHTS

TRIMLESS LED PROFILES

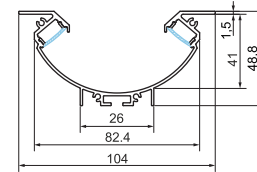
Cat. No. - SH 304
Outer Dia - 52.5/12.5 mm
Inner Dia - 9 mm
Deep - 13.3 mm
Price - Rs. 605/- Mtr.



Cat. No. - SH 305
Outer Dia - 61 mm
Inner Dia - 20.5 mm
Deep - 14 mm
Price - Rs. 725/- Mtr.



Cat. No. - SH PROFILE (MOON TRIMLESS)
Outer Dia - 104 mm
Inner Dia - 83 mm
Deep - 61 mm
Price - Rs. 2335/- Mtr.



ROUND LED PROFILES

Cat. No. - SH 30
Diameter - LxØ30 mm
PCB 20 mm
Price - Rs. 725/- Mtr.




Cat. No. - SH 850
Diameter - LxØ60 mm
PCB 30 mm
Price - Rs. 2560/- Mtr.



PROFILE WITH BACKSIDE SPRING

Cat. No. - SH 623
Outer Dia - 20/20 mm
Inner Dia - 16 mm
Deep - 11 mm
Price - Rs. 415/- Mtr.




Cat. No. - SH 1206
Outer Dia - 24.2/16.8 mm
Inner Dia - 12.6 mm
Deep - 18.03 mm
Price - Rs. 395/- Mtr.



Accessories

Cat. No. - SH 401 M
Outer Dia - 23 mm
Inner Dia - 18 mm
Deep - 27 mm
Price - Rs. 532/- Mtr.



PROFILE FOR COVE LIGHTS

Cat. No. - SH 601
Outer Dia - 15.8 mm
Inner Dia - 10.5 mm
Deep - 15.8 mm
Price - Rs. 150/- Mtr.



LED PROFILE HANGER LIGHT

12V Power
Supply Extra

Cat. No. - SH PRO HANGER
Wattage - 15 Watts
Size - 15 mm x 30 mm
PC Diffuser - Frosted
End Cap - Plastic (ABS)
Accessories - Plastic (ABS)
Colour Temp(K) - 6000 K / 4000 K / 3000 K
Price - Rs. 2550/- (30" TO 39")

Powered by **EDISON**



Powered With Edison LED {(5730, 72L / MTR { 0.2 Wt. Per Lamp)}

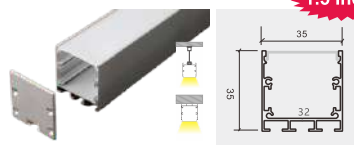
Available Colours : 6000 K / 4000 K / 3000 K



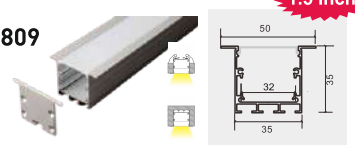
All cutouts Dimensions are precisely correct. Even before cutting, please take original sample.

ALUMINIUM ANODISED BIG SIZE LED PROFILES

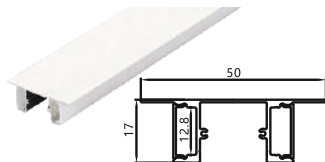
Cat. No. - SH 3535 / 808
Outer Dia - 35 mm
Inner Dia - 32 mm
Deep - 35 mm
Price - Rs. 737/- Mtr.



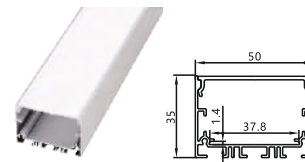
Cat. No. - SH 3535 A / 711 / 809
Outer Dia - 50/35 mm
Inner Dia - 32 mm
Deep - 35 mm
Price - Rs. 779/- Mtr.



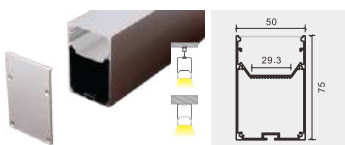
Cat. No. - SH 5015 (Two way/
Wall up down)
Outer Dia - 50 mm
Inner Dia - 17 mm
Deep - 12.8 mm
Price - Rs. 970/- Mtr.



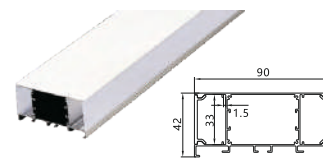
Cat. No. - SH 5035
Outer Dia - 50 mm
Inner Dia - 37.8 mm
Deep - 35 mm
Price - Rs. 997/- Mtr.



Cat. No. - SH 707 A
Outer Dia - 50 mm
Inner Dia - 29.3 mm
Deep - 75 mm
Price - Rs. 1850/- Mtr.

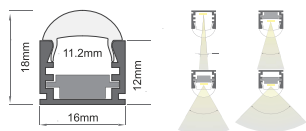


Cat. No. - SH 4290
Outer Dia - 33 mm
Inner Dia - 42 mm
Deep - 90 mm
Price - Rs. 2360/- Mtr.

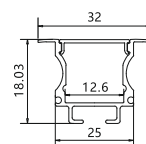


WALL WASHER LED PROFILES

Cat. No. - SH LENS PROFILE 10° (SUR)
Outer Dia - 16 mm
Deep - 18 mm
Price - Rs. 2050/- Mtr.

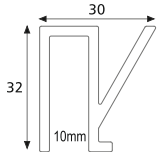


Cat. No. - SH LENS PROFILE (RECESSED)
Outer Dia - 32 mm
Inner Dia - 25 mm
Deep - 18 mm
Price - Rs. 2075/- Mtr.




GLASS LED PROFILES

Cat. No. - SH GLASS PROFILE (SUR)
Outer Dia - 32 mm
Deep - 30 mm
Price - Rs. 1450/- Mtr.



Cat. No. - SH-PXGLASS 1016
Outer Dia - 34 mm
Deep - 70 mm
Price - Rs. 1685/- Mtr.



FOR 8MM
GLASS SHEET

COUNTER LED PROFILES

Cat. No. - SH COUNTER PROFILE 0210
Outer Dia - 18.5 mm
Inner Dia - 18 mm
Deep - 16 mm
Price - Rs. 692/- Mtr.



Cat. No. - SH COUNTER PROFILE 401
Outer Dia - 16 mm
Inner Dia - 21.3 mm
Deep - 18 mm
Price - Rs. 220/- Mtr.



Without Acrylic

All cutouts Dimensions are precisely correct. Even before cutting, please take original sample.

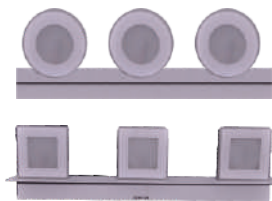
LED PICTURE LIGHTS

Powered by EPISTAR


TAIWAN



Cat. No. - SH PL 005
Wattage - 10 Watt
Colour Temp(K) - 3 in 1 (3K / 4K / 6K)
Price - 2810/-




Cat. No. - SH PL 005
Wattage - 15 Watt
Colour Temp(K) - 3 in 1 (3K / 4K / 6K)
Price - 3350/-



Cat. No. - SH PL 003
Wattage - 12 Watt
Colour Temp(K) - 3 in 1 (3K / 4K / 6K)
Price - 4550/-




Cat. No. - SH PL 002
Wattage - 20 Watt
Colour Temp(K) - 3 in 1 (3K / 4K / 6K)
Price - 4850/-



Cat. No. - SH PL 003
Wattage - 18 Watt
Colour Temp(K) - 3 in 1 (3K / 4K / 6K)
Price - 3950/-



Cat. No. - SH PL 003
Wattage - 12 Watt
Colour Temp(K) - 3000K / 6000K
Price - 1890/-



Cat. No. - SH PL 11
Wattage - 6 Watt
Colour Temp(K) - 3000K / 6000K
Price - 1600/-



Cat. No. - SH PL 1610
Wattage - 6 Watt
Colour Temp(K) - 3K / 6K
Price - 1280/-



Cat. No. - SH 28-1
Holder - GU-10 x 1 / LED1x5 (COB)
Colour Temp(K) - 3000K / 6000K
Price - Rs. 1350/- (GU10 x 1)
Rs. 1625/- (LED 1x5 (COB))



Cat. No. - SH PL 343
Wattage - 5 Watt
Colour Temp(K) - 3K / 6K
Price - 1130/-



Cat. No. - SH 28-2
Holder - GU-10 x 2 / LED 2x5 (COB)
Colour Temp(K) - 3000K / 6000K
Price - Rs. 2700/- (GU10 x 2)
Rs. 3250/- (LED 2x5 (COB))



Cat. No. - SH PL 918B
Wattage - 5 Watt
Colour Temp(K) - 3K / 6K
Price - 1410/-



Cat. No. - SH 28-3
Holder - GU-10 x 3 / LED 3x5 (COB)
Colour Temp(K) - 3000K / 6000K
Price - Rs. 4050/- (GU10 x 3)
Rs. 4875/- (LED 3x5 (COB))



Cat. No. - SH BED 01 1x5
Wattage - 2x5 Watt
Colour Temp(K) - 3000K / 6000K
Price - 1190/-

All cutouts Dimensions are precisely correct. Even before cutting, please take original sample.

LED FOR CONCEALED & JUNCTION BOX

LED LIGHT FOR SMALL JUNCTION BOX 1"X3"

Cat. No. - SH 130
Wattage - 3 Watts COB
Outer Dia - 60 mm x 40 mm
Inner Cutout - Ø 43 mm
Shape - Round / Square
Colour Temp(K) - 6000 K / 3000 K
Price - Rs. 400/-
Coloured - Blue / Green / Red
Coloured Price - Rs. 450/-



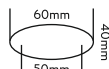
Powered by EPISTAR



Cat. No. - SH 1842
Wattage - 3 Watts
Outer Dia - 60 mm x 40 mm
Inner Cutout - Ø 50 mm
Colour Temp(K) - 6000 K / 3000 K
Price - Rs. 240/-
Coloured - Blue / Green / Red
Coloured Price - Rs. 290/-



Powered by EPISTAR



Cat. No. - SH D 3
Wattage - 3 Watts
Outer Dia - 75 mm x 55 mm
Inner Cutout - Ø 45 mm
Colour Temp(K) - 6000 K / 3000 K
Price - Rs. 170/-
Coloured - Blue / Green
Coloured Price - Rs. 195/-

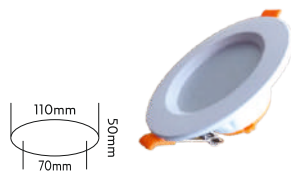


Powered by EPISTAR



LED FOR CONCEALED / JUNCTION BOX FOR SLAB

Cat. No. - SH 105
Wattage - 5 Watts
Outer Dia - 110 mm x 50 mm
Inner Cutout - Ø 70 mm
Colour Temp(K) - 6000 K
Price - Rs. 170/-
Coloured - Blue / Green / Red / Pink
Coloured Price - Rs. 180/-
1 Year Guarantee



Powered by EPISTAR

Cat. No. - SH 111
Wattage - 6 / 8 Watts
Outer Dia - 110 mm x 50 mm
Inner Cutout - Ø 70 mm
Colour Temp(K) - 3000 / 6000 K
Price - Rs. 225/- (6W) / 410/- (8W)
Coloured - Blue / Green / Red / Pink
Coloured Price - Rs. 250/- (6W)
1 Year Guarantee



Powered by EPISTAR

Cat. No. - SH 888
Wattage - 7 Watts
Outer Dia - 110 mm x 65 mm
Inner Cutout - Ø 70 mm
Colour Temp(K) - 6000 K / 3000 K
Price - Rs. 215/-



Powered by San'an

Cat. No. - SH 1056
Wattage - 6 Watts COB
Size - 109 mm x 65 mm
Cut-Out - Ø 70 mm
Colour Temp(K) - 6000 K / 3000 K
Price - Rs. 430/-



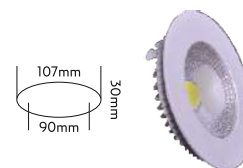
Powered by EPISTAR

Cat. No. - SH 1080
Wattage - 6 Watts
Outer Dia - 110 mm x 50 mm
Inner Cutout - Ø 75 mm
Shape - Round
Colour Temp(K) - 6000 K / 4000 K
Price - Rs. 325/-




Powered by EPISTAR

Cat. No. - SH-GD 8800
Wattage - 6 Watts COB
Outer Dia - 107 mm x 30 mm
Inner Cutout - Ø 90 mm
Colour Temp(K) - 6000 K / 4000 K / 3000 K
Price - Rs. 425/-



Powered by EPISTAR


Cat. No. - SH 201/ (2 in 1)
Wattage - 12 Watts
Outer Cut in - 130*78*35/56 MM
Inner Cut in - 35/56 MM
Colour Temp (K) - 6000K
Price - Rs. 465/-



Powered by San'an

Small /Big Junction Box

Cat. No. - SH COB 809
Wattage - 12 Watts COB
Size - 100 mm x 65 mm
Cut-Out - Ø 80 mm
Colour Temp(K) - 6000 K / 3000 K
Price - Rs. 1490/-



Powered by CREE & bridgelux

All cutouts Dimensions are precisely correct. Even before cutting, please take original sample.



LED FOOT LIGHTS RANGE



SURFACE FOOT LIGHT RANGE

Cat. No. - SH FL P6
Wattage - 3 Watts
Dimension - 150 x 150 mm
Height - 30 mm
Colour Temp(K) - 3000K
Price - Rs. 615/-



Powered by EPISTAR

Cat. No. - SH SUR FL 004
Wattage - 8 Watts
Dimension - 170 x 51 x 33 mm
Colour Temp(K) - WW 3000 K
Price - Rs. 850/-



Powered by EPISTAR

Cat. No. - SH SUR FL 002
Wattage - 2 Watt / 4 Watt
Dimension - 90 x 70 x 35 mm (2 Watt)
150 x 70 x 35 mm (4 Watt)
Colour Temp(K) - WW 3000 K
Price - Rs. 600/- 1050/-

Powered by CREE



All cutouts Dimensions are precisely correct. Even before cutting, please take original sample.



LED FOOT LIGHTS RANGE WITH BACK BOX

Cat. No. - SH OD GB 01
Wattage - 1 Watts
Outer Dia - 49.5mmx45mm
Inner Cut - 32.5mmx45mm
Colour Temp(K) - 3000 K
Price - Rs. 710/-



Powered by EPISTAR

Cat. No. - SH FL 002
Wattage - 3 Watts
Outer Dia - 53mm
Inner Cut - 38 mm
Height - 43 mm
Colour Temp(K) - 3000 K
Price - Rs. 670/-



Powered by EPISTAR

Cat. No. - SH FL 1050
Wattage - 1 x 3 Watts
Outer Dia - 45 mm
Inner Cut - 45 mm
Colour Temp(K) - 3000 K
Price - Rs. 600/-



Powered by EPISTAR

Cat. No. - SH 225
Wattage - 3 Watts
Outer Dia - 44.15 mm
Inner Cut - 43 mm
Height - 3000 K
Price - Rs. 805/-



Powered by EPISTAR

Cat. No. - SH 0070
Wattage - 3 Watts
Outer Dia - 48 mm
Inner Cut - 43 mm
Height - 3000 K
Price - Rs. 760/-



Powered by EPISTAR

Cat. No. - SH FL 0056
Wattage - 3 Watts
Outer Dia - 210mm
Height - 60 mm
Colour Temp(K) - 3000 K
Price - Rs. 1820/-



Powered by CREE

Cat. No. - SH LX 125
Wattage - 4 Watts
Outer Dia - 40 mm
Inner Cut - 38 mm
Height - 61 mm
Colour Temp(K) - 3000 K
Price - Rs. 850/- (IP-65)



Powered by EPISTAR

Cat. No. - SH FT 005
Wattage - 5 Watts
Outer Dia - 115mmx85mm
Inner Cut - 93mmx63mm
Height - 53mm
Colour Temp(K) - 3000K
Price - 870/-



Powered by EPISTAR

Cat. No. - SH FL 525
Wattage - 5 Watts
Outer Dia - 180 mm
Inner Cut - 157 mm
Height - 36 mm
Colour Temp(K) - 3000K
Price - Rs. 960/-



Powered by EPISTAR

Cat. No. - SH FL 525
Wattage - 6 Watts
Outer Dia - 120 mm
Inner Cut - 105 mm
Height - 36 mm
Colour Temp(K) - 3000K
Price - Rs. 1190/-



Powered by EPISTAR

FOOT LIGHT FOR 3 X 3 / 2M BOX

Cat. No. - SH FL 003
Wattage - 3 Watts
Outer Dia - 85 x 86 x 50 mm
Inner Cut - 66.5 mm
Colour Temp(K) - 3000 K
Price - Rs. 600/- (IP-65)
Price (Blue) - Rs. 680/- (IP-65)



Use for 3 x 3 Module Box

Powered by EPISTAR

Cat. No. - SH FL 003 (Sensor)
Wattage - 3 Watts
Outer Dia - 85 x 86 x 50 mm
Inner Cut - 66.5 mm
Colour Temp(K) - 3000 K
Price - Rs. 890/-



Use for 3 x 3 Module Box

Powered by EPISTAR

With Sensor

Cat. No. - SH FL 6503
Wattage - 3 Watts
Outer Dia - 60 mm
Inner Cut - 43 mm
Colour Temp(K) - 3000 K
Price - Rs. 1050/-



Powered by CREE

FOOT LIGHT FOR 3M BOX

Cat. No. - SH FL 0043
Wattage - 5 Watts
Outer Dia - 111 x 76 mm
Inner Cut - 66 mm
Colour Temp(K) - 3000 K
Price - Rs. 1180/- (IP-65)



Powered by EPISTAR

FOOT LIGHT FOR 4M BOX

Cat. No. - SH FL 0044
Wattage - 6 Watts
Outer Dia - 145 x 86 x 50 mm
Inner Cut - 135 x 76 mm
Colour Temp(K) - 3000 K
Price - Rs. 1380/-



Powered by EPISTAR

FOOT LIGHT FOR 6M BOX

Cat. No. - SH FL 0083
Wattage - 8 Watts
Outer Dia - 217 x 76 x 50 mm
Inner Cut - 207 x 76 x 50 mm
Colour Temp(K) - 3000 K
Price - Rs. 1580/-



Powered by EPISTAR

All cutouts Dimensions are precisely correct. Even before cutting, please take original sample.



All cutouts Dimensions are precisely correct. Even before cutting, please take original sample.

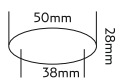


LED SMALL COB RANGE

Cat. No. - SH AD 01
Wattage - 1 Watt
Outer Dia - 50mm x 28mm
Inner Cutout - 38mm
Colour Temp(K) - 6000 K / 3000 K
Price - Rs. 215/-
Coloured - Red / Blue / Green
Coloured Price - Rs. 225/-



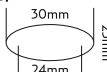
Powered by EPISTAR



Cat. No. - SH 151
Wattage - 1 Watt
Outer Dia - 30mm
Inner Cutout - 22mm
Deep - 20mm
Colour Temp (K) - 6000 K / 3000
Price - Rs. 160/-
Coloured - Red / Blue / Green / Pink
Coloured Price - Rs. 190/-



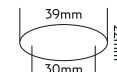
Powered by EPISTAR



Cat. No. - SH 191 Black
Wattage - 1 Watt
Outer Dia - 39 mm x 22 mm
Inner Cutout - 30 mm
Colour Temp (K) - 3000 K
Price - Rs. 230/-



Powered by EPISTAR



Cat. No. - SH Glow
Wattage - 1 Watt
Outer Cut in - 26.11 mm x 23 mm
Inner Cut in - 19.50 mm
Colour Temp (K) - 3000 K
Price - Rs. 390/-



Powered by EPISTAR



Cat. No. - SH AD 01
Wattage - 1 Watt
Outer Dia - 50mm x 28mm
Inner Cutout - 38mm
Body Colour - Black
Colour Temp (K) - 3000 K
Price - Rs. 230/- Unit



Powered by EPISTAR



Cat. No. - SH 412
Wattage - 2 Watts
Outer Dia - 38 mm x 10 mm
Inner Cutout - 27 mm
Colour Price - 6000 K / 3000 K
Price - Rs. 225/-
Coloured - Amber / Blue / Pink
Coloured Price - Rs. 245/-



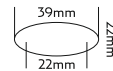
Powered by EPISTAR



Cat. No. - SH GMS 4007
Wattage - 2 Watts
Outer Dia - 39 mm x 22 mm
Inner Cutout - 22 mm
Colour Temp (K) - 6000 K / 3000 K
Price - Rs. 290/-



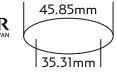
Powered by EPISTAR



Cat. No. - SH 110
Wattage - 2 Watts
Outer Dia - 45.85 mm x 10 mm
Inner Cutout - 35.31 mm
Colour Temp (K) - 6000 K / 3000 K
Price - Rs. 310/-



Powered by EPISTAR



Cat. No. - SH D 2
Wattage - 2 Watts
Outer Dia - 42 mm x 16 mm (H)
Inner Cutout - 35 mm
Shape - Round
Colour Temp (K) - 3000k/4000k/6000k
Price - Rs. 160/-
Coloured - BLUE/RED/GREEN/PINK
Coloured Price - Rs. 210/-



Powered by EPISTAR



Cat. No. - SH 422
Wattage - 2 Watts
Outer Dia - 42.8 MM x 25 mm
Inner Cutout - 34.5 MM
Shape - Round/Square
Colour Temp (K) - 3000 K / 4000 K
Price - Rs. 320/-



Powered by EPISTAR



Cat. No. - SH 422
Wattage - 4 Watts
Outer Dia - 61 mm x 61 mm x 35mm
Inner Cutout - 46.5 mm x 46.5 mm
Shape - Round / Square
Colour Temp (K) - 3000 K / 4000 K
Price - Rs. 440/-



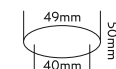
Powered by EPISTAR



Cat. No. - SH COB 003
Wattage - 3 Watts
Outer Dia - 49 MM
Inner Cutout - 40 MM
Colour Temp (K) - 3000 K
Price - Rs. 470/-



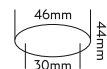
Powered by EPISTAR



Cat. No. - SH COB 0012
Wattage - 3 Watts
Outer Dia - 46 mm x 44 mm
Inner Cutout - 30 mm
Colour Temp (K) - 3000 K
Shade - Black
Price - Rs. 570/-



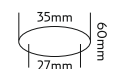
Powered by EPISTAR



Cat. No. - SH 2026
Wattage - 3 Watts
Outer Dia - 35 mm x 60 mm
Inner Cutout - 27 m
Colour Temp (K) - 3000 K
Price - Rs. 470/-



Powered by EPISTAR



Cat. No. - SH COB 0030
Wattage - 3 Watts
Outer Dia - 35 mm x 58 (H) mm
Inner Cut in - 26 mm
Colour Temp (K) - 3000 K
Price - Rs. 990/-



Powered by CREE



Cat. No. - SH COB NOZZLE
Wattage - 3 Watts
Outer Dia - 38 mm x 25 mm (H)
Inner Cutout - 30 mm
Colour Temp (K) - 3000K
Price - Rs. 725/-



Powered by CREE



All cutouts Dimensions are precisely correct. Even before cutting, please take original sample.

NORMAL COB RANGE

Cat. No. - SH 1258
Wattage - 3 Watts
Outer Dia - 38 mm x 25 mm
Inner Cutout - 28 mm
Colour Temp (K) - 3000 K
Price - Rs. 350/-



Powered by **EPISTAR**
50mm
42mm
25mm

Cat. No. - SH 2182
Wattage - 3 Watts
Outer Dia - 48.50 MM
Inner Cutout - 33 MM
Colour Temp (K) - 2700 K
Price - Rs. 380/-



Powered by **EPISTAR**
48.50mm
33mm
32mm

Cat. No. - SH COB 005
Wattage - 5 Watts
Outer Dia - 50 mm x 50 mm
Inner Cutout - 42.5 mm
Colour Temp (K) - 3000 K
Price - Rs. 470/-



Powered by **EPISTAR**
50mm
42.5mm
50mm

Cat. No. - SH 05 COB
Wattage - 5 Watt
Outer Dia - 50 mm x 50 mm
Inner Cutout - 42.5 mm
Colour Temp (K) - 3000 K / 4000 K
Price - Rs. 435/-



Powered by **EPISTAR**
50mm
42.5mm
50mm

Cat. No. - SH COB 005 (Deep)
Wattage - 5 Watts
Outer Dia - 50 mm x 53 mm
Inner Cutout - 40 mm
Colour Temp (K) - 3000K
Price - Rs. 450/-



Powered by **EPISTAR**
50mm
40mm
53mm

Cat. No. - SH ACR 001
Wattage - 5 Watts
Outer Dia - 70 mm x 35 mm
Inner Cutout - 54 mm
Colour Temp (K) - 3000 K / 4000 K / 6000 K
Price - Rs. 550/-



Powered by **EPISTAR**
70mm
54mm
35mm

Cat. No. - SH COB 0012 (Conyl)
Wattage - 5 Watts
Outer Dia - 71 mm x 32 mm
Inner Cut in - 61 mm
Colour Temp (K) - 6000 K / 4000 K / 3000 K
Price - Rs. 590/-



Powered by **EPISTAR**
71mm
61mm
32mm

Cat. No. - SH COB 0033
Wattage - 5 Watts
Outer Dia - 38 mm x 39 mm (H)
Inner Cut in - 30 mm
Colour Temp (K) - 3000K
Price - Rs. 1090/-



Powered by **OSRAM**
38mm
30mm
39mm

Cat. No. - SH RG 5 WATT
Wattage - 5 Watts
Outer Dia - D 36 mm x H 55 mm
Inner Cutout - 30 mm
Colour Temp (K) - 3000K
Price - Rs. 610/-

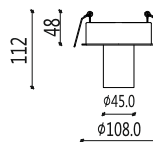


Powered by **CREE**
36mm
30mm
55mm

Cat. No. - SH 212
Wattage - 6 Watts
Outer Cut in - D 110mm x H mm
Inner Cut in - 100 mm
Colour Temp (K) - 3000K
Price - Rs. 2050/-



Powered by **CREE**



Cat. No. - SH COB 0020
Wattage - 7 Watts
Outer Dia - 84 mm x 66 mm
Inner Cutout - 75 mm
Colour Temp (K) - 3000 K
Price - Rs. 2450/-



Powered by **CREE**
84mm
75mm
66mm

Cat. No. - SH DV 01
Wattage - 3+7 Watts
Outer Dia - 81 mm x 57 mm
Inner Cutout - 70 mm
Colour Temp (K) - 3000K (7 W) + 4000K (3 W)
Price - Rs. 1550/-



Powered by **CREE**
81mm
70mm
57mm

Cat. No. - SH COB 112
Wattage - 7 Watts
Outer Dia - 54.37 mm x 60 mm
Inner Cutout - 37.54 mm
Colour Temp (K) - 2700 K
Price - Rs. 750/-



Powered by **Edison**
54.37mm
37.54mm
60mm

Cat. No. - SH COB 0015 (Oval)
Wattage - 8 Watts
Outer Dia - 98 mm x 82 mm
Inner Cutout - 74 mm
Colour Temp (K) - 3000 K / 4000 K
Price - Rs. 1160/-



Powered by **EPISTAR**
98mm
74mm
82mm

Cat. No. - SH COB 0017
Wattage - 8 Watts
Outer Dia - 85 mm x 75 mm
Inner Cut in - 75 mm
Colour Temp (K) - 3000 K
Price - Rs. 1180/-



Powered by **EPISTAR**
85mm
75mm
75mm

All cutouts Dimensions are precisely correct. Even before cutting, please take original sample.

Cat. No. - SH 1212
Wattage - 9 Watts
Outer Dia - 84.50 mm x 65 mm
Inner Cutout - 66.50 mm
Colour Temp (K) - 3000 K / 4000 K / 6000 K
Price - Rs. 680/-



Powered by EPISTAR
84.50mm
65mm
66.50mm

Cat. No. - SH 1212
Wattage - 15 Watts
Outer Dia - 97.50 mm x 82 mm
Inner Cutout - 78.50 mm
Colour Temp (K) - 3000 K / 4000 K / 6000 K
Price - Rs. 880/-



Powered by EPISTAR
97.50mm
82mm
78.50mm

Cat. No. - SH 1212
Wattage - 20 Watts
Outer Dia - 108 mm x 105 mm
Inner Cutout - 90 mm
Colour Temp (K) - 3000 K / 4000 K
Price - Rs. 1280/-



Powered by EPISTAR
108mm
105mm
90mm

COMMERCIAL COB RANGE

Cat. No. - SH 701
Wattage - 3 Watts
Outer Dia - D 65 mm x H 43 mm
Inner Cutout - 55 mm
Colour Temp (K) - 3000K / 4000K / 6000K
Price - Rs. 390/-



Powered by BRIDGELUX
65mm
43mm
55mm

Cat. No. - SH 701
Wattage - 7 Watts
Outer Dia - D 85 mm x H 60 mm
Inner Cutout - 69 mm
Colour Temp (K) - 3000K / 4000K / 6000K
Price - Rs. 710/-



Powered by BRIDGELUX
85mm
60mm
69mm

Cat. No. - SH 701
Wattage - 12 Watts
Outer Cut in - D 85 mm x H 68 mm
Inner Cut in - 69 mm
Colour Temp (K) - 3000K / 4000K / 6000K
Price - Rs. 910/-



Powered by BRIDGELUX
85mm
68mm
69mm

Cat. No. - SH 701
Wattage - 18 Watts
Outer Cut in - D 108 mm x H 70 mm
Inner Cut in - 92 mm
Colour Temp (K) - 3000K / 4000K
Price - Rs. 1425/-



Powered by BRIDGELUX
108mm
70mm
92mm

Cat. No. - SH 701
Wattage - 24 Watts
Outer Dia - D 128 mm x H 89 mm
Inner Cutout - 115 mm
Colour Temp (K) - 3000K / 4000K / 6000K
Price - Rs. 1780/-



Powered by BRIDGELUX
128mm
89mm
115mm

Cat. No. - SH 701
Wattage - 30 Watts
Outer Cut in - D 155 mm x H 130 mm
Inner Cut in - 145 mm
Colour Temp (K) - 3000K / 4000K / 6000K
Price - Rs. 2180/-



Powered by BRIDGELUX
155mm
130mm
145mm

Cat. No. - SH 701
Wattage - 40 Watts
Outer Cut in - D 155 mm x H 130 mm
Inner Cut in - 145 mm
Colour Temp (K) - 3000K / 4000K / 6000K
Price - Rs. 2680/-



Powered by BRIDGELUX
155mm
130mm
145mm

LED ZOOM LIGHTS

Cat. No. - SH COB 0028 / 9 W ZOOM
Wattage - 9 Watts
Outer Dia - D 90 mm x H 0 mm
Inner Cutout - 75 mm
Colour Temp (K) - 3000K / 4000K / 6000K
Price - Rs. 1295/-



Powered by CREE
75mm
90mm
0mm

Cat. No. - SH COB 0028 / 15 W ZOOM
Wattage - 15 Watts
Outer Dia - D 110 mm x H 0 mm
Inner Cutout - 95 mm
Colour Temp (K) - 3000K / 4000K / 6000K
Price - Rs. 1520/-



Powered by CREE
155mm
110mm
144mm

Cat. No. - SH COB 0028 / 30 W ZOOM
Wattage - 30 Watts
Outer Dia - D 155 mm x H 110 mm
Inner Cutout - 144 mm
Colour Temp (K) - 3000K / 4000K / 6000K
Price - Rs. 2450/-



Powered by BRIDGELUX
155mm
110mm
144mm

Cat. No. - SH 712
Wattage - 12 Watts
Outer Cut in - D 64 mm x H 69 mm
Inner - 55 mm
Colour Temp (K) - 3000K
Price - Rs. 1340/-

With CNC

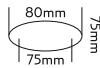


Powered by BRIDGELUX
64mm
69mm
55mm

All cutouts Dimensions are precisely correct. Even before cutting, please take original sample.



Cat. No. - SH RG 012
Wattage - 12 Watts
Outer Dia - 80 mm x 75 mm
Inner Cutout - 75 mm
Colour Temp (K) - 3000 K / 4000 K
Price - Rs. 1220/-



Powered by CREE

Cat. No. - SH COB 0021
Wattage - 12 Watts
Outer Dia - 115 mm x 100 mm
Inner Cutout - 100 mm
Colour Temp (K) - 3000 K / 4000 K / 6000 K
Price - Rs. 3350/-



Powered by CREE

Cat. No. - SH COB 0015 (RING)
Wattage - 15 Watts
Outer Dia - 115 mm x 85 mm
Inner Cutout - 100mm
Colour Temp (K) - 3000 K
Price - Rs. 1565/-



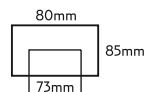
Powered by CREE

Cat. No. - SH COB 4092 (360D)
Wattage - 15 WATT
Outer Cut in - D 80 mm x 90 mm
Inner Cut in - 71 mm
Colour Temp (K) - 3000K
Price - Rs. 2490/-



Powered by CREE

Cat. No. - SH COB 212
Wattage - 1 *12 WATT
Outer Cut in - 80x80x85H
Inner Cut in - 73*73*85 mm
Colour Temp (K) - 3000K
Price - Rs. 1410/-
Price for Ring - Rs. 210/-



Powered by BRIDGELUX

Cat. No. - SH-WP-185
Wattage - 12 Watts
Dimension - 87 mm x 58 mm
Inner Cutout - Ø 75 mm
Beam Angle - 36°
Colour Temp(K) - 3000 K / 4000 K / 6000 K
Price - Rs. 2050/-



Powered by CREE



Cat. No. - SH DT 008 COB
Wattage - 8 Watts
Dimension - 46 mm x 50 mm
Inner Cutout - Ø 33 mm
Colour Temp(K) - 3000 K / 4000 K
Price - Rs. 950/-
SHP



Powered by EPISTAR

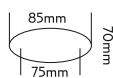
Cat. No. - SH DT 0015 COB
Wattage - 15 Watts
Dimension - 89 mm x 50 mm
Inner Cutout - Ø 76 mm
Colour Temp(K) - 3000 K / 4000 K
Price - Rs. 1325/-



Powered by EPISTAR

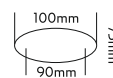
GLARE FREE COB

Cat. No. - SH COB 209
Wattage - 12 Watts
Outer Dia - 85 mm x 70 mm (H)
Inner Cutout - 75 mm
Colour Temp (K) - 3000K + 4000K
Price - Rs. 1410/-



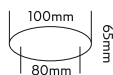
Powered by CREE

Cat. No. - SH COB 309
Wattage - 16 Watts
Outer Dia - 100 mm x 70 mm (H)
Inner Cutout - 90 mm
Colour Temp (K) - 3000K + 4000K
Price - Rs. 1790/-



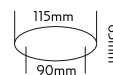
Powered by CREE

Cat. No. - SH COB 809
Wattage - 12 Watts COB
Outer Dia - 100 mm x 65 mm
Inner Cutout - Ø 80 mm
Colour Temp(K) - 3000 K / 4000 K / 6000 K
Price - Rs. 1490/-



Powered by CREE

Cat. No. - SH COB 809
Wattage - 18 Watts
Outer Dia - 115 mm x 65 mm (H)
Inner Cutout - 90 mm
Colour Temp (K) - 3000K + 4000K
Price - Rs. 1925/-



Powered by CREE

All cutouts Dimensions are precisely correct. Even before cutting, please take original sample.



DEEP / RIMLESS COB



Cat. No. - SH COB DEEP 901-7
Wattage - 7 Watts
Outer Dia - 68 mm x 63 mm
Inner Cutout - Ø 60 mm
Colour Temp(K) - 3000 K / 4000 K / 6000 K
Price - Rs. 700/-

Powered by  

Cat. No. - SH COB DEEP 901-12
Wattage - 12 Watts
Outer Dia - 85 mm x 75 mm
Inner Cutout - Ø 75 mm
Colour Temp(K) - 3000 K / 4000 K / 6000 K
Price - Rs. 910/-

Powered by  

Cat. No. - SH COB DEEP 901-18
Wattage - 18 Watts
Outer Dia - 94 mm x 93 mm
Inner Cutout - Ø 83 mm
Colour Temp(K) - 3000 K / 4000 K / 6000 K
Price - Rs. 1380/-

Powered by  

Cat. No. - SH COB DEEP 901-24
Wattage - 24 Watts
Outer Dia - 118 mm x 106 mm
Inner Cutout - Ø 108 mm
Colour Temp(K) - 3000 K / 4000 K / 6000 K
Price - Rs. 1700/-

Powered by  

DEEP RIMLESS WITH BLACK SHINING REFLECTOR



Glare Free

Cat. No. - SH COB PZ-7
Wattage - 7 Watts
Outer Dia - 63 mm x 52 mm
Inner Cutout - Ø 55 mm
Colour Temp(K) - 3000 K / 4000 K / 6000 K
Price - Rs. 1215/-

Powered by   

Cat. No. - SH COB PZ-12
Wattage - 12 Watts
Outer Dia - 85 mm x 64 mm
Inner Cutout - Ø 75 mm
Colour Temp(K) - 3000 K / 4000 K / 6000 K
Price - Rs. 1486/-

Powered by   

Cat. No. - SH COB PZ-18
Wattage - 18 Watts
Outer Dia - 102 mm x 74 mm
Inner Cutout - Ø 90 mm
Colour Temp(K) - 3000 K / 4000 K / 6000 K
Price - Rs. 2076/-

Powered by   

All cutouts Dimensions are precisely correct. Even before cutting, please take original sample.

DEEP COB WITH COLOR REFLECTOR DELTA SERIES



Cat. No. - SH 1808
Wattage - 7 Watts
Outer Dia - 63 mm x 56 mm
Inner Cutout - Ø 53 mm
Colour Temp(K) - 3000 K / 4000 K / 6000 K
Price - Rs. 785/-



Cat. No. - SH 1808
Wattage - 12 Watts
Outer Dia - 83 mm x 72 mm
Inner Cutout - Ø 73 mm
Colour Temp(K) - 3000 K / 4000 K / 6000 K
Price - Rs. 1285/-



Cat. No. - SH 1808
Wattage - 18 Watts
Outer Dia - 115 mm x 87 mm
Inner Cutout - Ø 95 mm
Colour Temp(K) - 3000 K / 4000 K / 6000 K
Price - Rs. 1715/-



Cat. No. - SH 4008
Wattage - 7 Watts
Outer Dia - 68 mm x 56 mm
Inner Cutout - Ø 63 mm
Colour Temp(K) - 3000 K / 4000 K / 6000 K
Price - Rs. 750/-



Cat. No. - SH 4008
Wattage - 12 Watts
Outer Dia - 85 mm x 80 mm
Inner Cutout - Ø 75 mm
Colour Temp(K) - 3000 K / 4000 K / 6000 K
Price - Rs. 990/-



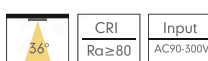
Cat. No. - SH 4008
Wattage - 22 Watts
Outer Dia - 100 mm x 105 mm
Inner Cutout - Ø 90 mm
Colour Temp(K) - 3000 K / 4000 K / 6000 K
Price - Rs. 1590/-



Color options



WH+BK WH+RGD WH+GD WH+CH BK+BK BK+RGD BK+GD BK+CH



RING COB



Cat. No. - SH COB RING
Wattage - 7 Watts
Outer Dia - 80 mm x 70 mm
Inner Cutout - Ø 60 mm
Colour Temp(K) - 3000 K / 4000 K / 6000 K
Price - Rs. 895/-



Cat. No. - SH COB RING
Wattage - 12 Watts
Outer Dia - 100 mm x 80 mm
Inner Cutout - Ø 88 mm
Colour Temp(K) - 3000 K / 4000 K / 6000 K
Price - Rs. 1395/-



Cat. No. - SH COB RING
Wattage - 18 Watts
Outer Dia - 122 mm x 92 mm
Inner Cutout - Ø 108 mm
Colour Temp(K) - 3000 K / 4000 K / 6000 K
Price - Rs. 1880/-



Powered by **bridgelux**

All cutouts Dimensions are precisely correct. Even before cutting, please take original sample.

TILLPULL COB

Cat. No. - SH 0023 (TILL PULL) (360°)
Wattage - 15 Watt
Outer Dia - 112 X 112 X H 127 mm
Inner Cutout - 100 X 100 mm
Colour Temp (K) - 3000 K / 4000 K / 6000 K
Price - Rs. 2975/-



Powered by CREE



Cat. No. - SH 0024 (TILL PULL) (360°)
Wattage - 30 Watt
Outer Dia - 210 X 112 X H 127 mm
Inner Cutout - 195 X 100 mm
Colour Temp (K) - 3000 K / 4000 K / 6000 K
Price - Rs. 5465/-



Powered by CREE



COB WALL WASHER

Cat. No. - SH COB WALL WASHER (110°)
Wattage - 12 Watt
Outer Dia - 85 X 78 mm
Inner Cutout - 75 X 78 mm
Colour Temp (K) - 3000 K / 4000 K / 6000 K
Price - Rs. 2975/-



Powered by bridgelux



Cat. No. - SH COB WALL WASHER (110°)
Wattage - 24 Watt
Outer Dia - 105 X 98 mm
Inner Cutout - 95 X 98 mm
Colour Temp (K) - 3000 K / 4000 K / 6000 K
Price - Rs. 3270/-



Powered by bridgelux



Cat. No. - SH 0025 (LINEAR)
Wattage - 12 Watt
Outer Dia - L 147 X W 45 X H 48 mm
Inner Cutout - 140 mm x 37 mm
Colour Temp (K) - 3000 K / 4000 K / 6000 K
Price - Rs. 1750/-



Powered by OSRAM




LINEAR COB RANGE

Cat. No. - SH - LR - 002
Wattage - 2 Watts
Outer Dia - 45 mm x 45 mm x 49 mm
Inner Cutout - 37 mm x 37 mm
Colour Temp(K) - 3000 K
Price - Rs. 425/-




Powered by CREE

Cat. No. - SH - LR - 004
Wattage - 4 Watts
Outer Dia - 75 mm x 45 mm x 49 mm
Inner Cutout - 68 mm x 37 mm
Colour Temp(K) - 3000 K
Price - Rs. 770/-

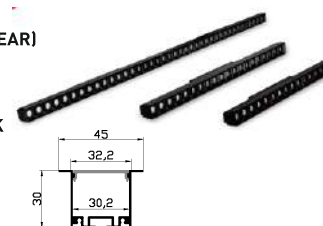


Cat. No. - SH - LR - 0010
Wattage - 10 Watts
Outer Dia - 147 mm x 45 mm x 49 mm
Inner Cutout - 140 mm x 37 mm
Colour Temp(K) - 3000 K
Price - Rs. 1370/-



Powered by CREE

Cat. No. - SH LR 10/20 HEAD (LINEAR)
Wattage - 30 / 45 Watt
Outer Dia - W 45 X H 30 mm
Inner Cutout - 32 mm
Colour Temp (K) - 3000 K / 4000 K / 6000 K
Price - POR



Powered by OSRAM

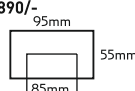
PRICE ON REQUEST

We can provide 30/40/50/60 upto 200 Heads

Cat. No. - SH COB 4082
Wattage - 16 WATT
Outer Dia - 95*95*55 mm
Inner Cutout - 85*85 mm
Colour Temp (K) - 3000K
Price - Rs. 1890/-



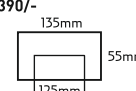
Powered by OSRAM



Cat. No. - SH COB 4082 (3 IN 1)
Wattage - 36 WATT
Outer Cut in - 135 *135 * 55 mm
Inner Cut in - 125 *125 mm
Colour Temp (K) - 3000K
Price - Rs. 3390/-



Powered by OSRAM



ULTRA SLIM COB RANGE

Cat. No. - SH - LR - 0018
Wattage - 18 Watts
Outer Dia - 147 mm x 35 mm x 47 mm
Inner Cutout - 140 mm x 35 mm
Colour Temp(K) - 3000 / 4000 K
Price - Rs. 2096/-

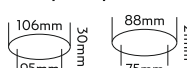


Powered by OSRAM

Cat. No. - SH COB 0015 (SLIM)
Wattage - 9 / 15 Watts
Outer Dia - 88 / 106 mm
Inner Cutout - 75 / 95 mm
Deep - 21 / 30 mm
Colour Temp (K) - 3000 K / 4000 K
Price - Rs. 940 / 1140/-



Powered by DISON



All cutouts Dimensions are precisely correct. Even before cutting, please take original sample.



LED SMART LIGHTING SOLUTIONS

Experience Brilliant Possibilities with App - Operated Wireless Smart Lighting

Make your Homes, Restaurants, Cafes, Boutiques, Hotel Rooms, Shops, Show Windows or your office space Smart in a simple, and affordable way with Smart Lighting solutions.
work with 220 V wire only, no need of cat 6 wire



Enhance The Ambiance

You can set the lights, whenever and however you want, to enhance the ambiance of your home, office and social space.



Choose the Settings

You can choose settings of the lights Individually or group them in any manner you want. You can save your preferred light setting as a Scene and recall it with a flick of your phone.
light will work individual and perform in group as well.



Scheduling

Help in your everyday task to improve your well being and lessen eye strain. Set the right light color and intensity while you read, knit, meditate or exercise. we can schedule our lights as per our time requirement



Plug In and Play

No additional wiring, No WiFi hub is required to install or set-up the Smart Lighting system. Just plug in and make your home and social space beautiful with Smart Lighting.



Match The CCT

You can create the most appropriate setting for every room to make it look the best. Match your light color with your wall color, or the color of your furnishing.



APP MODULES SIZE MR 16

Cat. No. - SH Mr16 Module & Driver (APP)
Dimension - 50 x 82 (H) mm
Wattage - 7 Watts
Colour Temp (K) - 2700 - 7500 K
Price - Rs. 2990/-

Powered by JAPANESE TOYONIA



Cat. No. - SH Mr16 Module & Driver (APP)
Dimension - 50 x 82 (H) mm
Wattage - 12 Watts
Colour Temp (K) - 2700 - 7500 K
Price - Rs. 3680/-

Powered by JAPANESE TOYONIA




Cat. No. - SH Mr16 Module & Driver (APP)
Dimension - 50 x 82 (H) mm
Wattage - 12 Watts
Colour Temp (K) - 2700 - 7500 K
Price - Rs. 4550/-

Powered by JAPANESE TOYONIA



Cat. No. - Gateway
Price - Rs. 4460/-



All cutouts Dimensions are precisely correct. Even before cutting, please take original sample.





Our products are based on **Bluetooth Mesh Technology** and available in following categories.

BRIGHT & DIM



Switch ON and OFF and adjust intensity (dimming) in fixed colours only.

WARM & COOL



Switch ON and OFF, adjust intensity (dimming), set the light colour from warm yellow to cool white to match the décor.

COLOR & DAYLIGHT ^{Plus}



Switch ON and OFF, adjust intensity (dimming), tune the light colour seamlessly from warm yellow to cool and choose from 16 million colours or library of preset static and dynamic effects.

**All products are for indoor use only. Dimming by mobile app only.
Not suitable for phase-cut or voltage control dimmers.**

Operating System	Android >5.0 iOS>8.1
Communication Protocol	BLE >4.0
Voltage/Frequency	230V/50Hz
Life	>25000 burning hours
Operating Temperature	0-45 deg C


All cutouts Dimensions are precisely correct. Even before cutting, please take original sample.

HOSPITALITY RANGES (HOUSING) WITH MR16 LED

Cat. No. SH COB (H) 001 (F)



Outer Dia - 112.12 mm
Inner Cutout - 80 mm
Price - Rs. 930/-

						
1 to 3 Watts	4 to 6 Watts	7 to 9 Watts	10 to 12 Watts	13 to 15 Watts	16 to 18 Watts	19 to 30 Watts
Rs. 550/-	Rs. 446/- GU 5.3 Rs. 285/-	Rs. 1060/-	Rs. 1160/-	Rs. 1650/-	Rs. 2155/-	Rs. 2589/-

Powered by CREE 

Powered by EPISTAR 

Cat. No. SH COB (H) 002 (F)



Outer Dia - 92 mm
Inner Cutout - 92 mm
Price - Rs. 930/-

						
1 to 3 Watts	4 to 6 Watts	7 to 9 Watts	10 to 12 Watts	13 to 15 Watts	16 to 18 Watts	19 to 30 Watts
Rs. 550/-	Rs. 446/- GU 5.3 Rs. 285/-	Rs. 1060/-	Rs. 1160/-	Rs. 1650/-	Rs. 2155/-	Rs. 2589/-

Powered by CREE 

Powered by EPISTAR 

Cat. No. SH COB (H) 004



Outer Dia - 95 mm
Inner Cutout - 82 mm
Price - Rs. 644/-

						
1 to 3 Watts	4 to 6 Watts	7 to 9 Watts	10 to 12 Watts	13 to 15 Watts	16 to 18 Watts	19 to 30 Watts
Rs. 550/-	Rs. 446/- GU 5.3 Rs. 285/-	Rs. 1060/-	Rs. 1160/-	Rs. 1650/-	Rs. 2155/-	Rs. 2589/-

Powered by CREE 

Powered by EPISTAR 

Cat. No. SH COB (H) 006



Outer Dia - 86.32 mm
Inner Cutout - 67.84 mm
Price - Rs. 286/-

						
1 to 3 Watts	4 to 6 Watts	7 to 9 Watts	10 to 12 Watts	13 to 15 Watts	16 to 18 Watts	19 to 30 Watts
Rs. 550/-	Rs. 446/- GU 5.3 Rs. 285/-	Rs. 1060/-	Rs. 1160/-	Rs. 1650/-	Rs. 2155/-	Rs. 2589/-

Powered by CREE 

Powered by EPISTAR 

Cat. No. SH COB (H) 007 (F)



Outer Dia - 80 mm
Inner Cutout - 74 mm
Price - Rs. 650/-

						
1 to 3 Watts	4 to 6 Watts	7 to 9 Watts	10 to 12 Watts	13 to 15 Watts	16 to 18 Watts	19 to 30 Watts
Rs. 550/-	Rs. 446/- GU 5.3 Rs. 285/-	Rs. 1060/-	Rs. 1160/-	Rs. 1650/-	Rs. 2155/-	Rs. 2589/-

Powered by CREE 

Powered by EPISTAR 


- HOUSING BODY COLOR = WHITE/BLACK
- BEAM ANGLE 10° | 15° | 25° | 36° | 65° | 85°
- Powered by CREE & BRIDGLUX
- CRI > 80, 2.5 Kva Surge, 0.9 PF

All cutouts Dimensions are precisely correct. Even before cutting, please take original sample.

Cat. No. SH COB (H) 008



Outer Dia - 105 x 105 mm
Inner Cutout - 95 x 95 mm
Price - Rs. 644/-

						
1 to 3 Watts	4 to 6 Watts	7 to 9 Watts	10 to 12 Watts	13 to 15 Watts	16 to 18 Watts	19 to 30 Watts
Rs. 550/-	Rs. 446/- GU 5.3 Rs. 285/-	Rs. 1060/-	Rs. 1160/-	Rs. 1650/-	Rs. 2155/-	Rs. 2589/-








Powered by CREE 

Powered by EPISTAR 

Cat. No. SH COB (H) 009



Outer Dia - 85 mm
Inner Cutout - 75 mm
Price - Rs. 415/-

						
1 to 3 Watts	4 to 6 Watts	7 to 9 Watts	10 to 12 Watts	13 to 15 Watts	16 to 18 Watts	19 to 30 Watts
Rs. 550/-	Rs. 446/- GU 5.3 Rs. 285/-	Rs. 1060/-	Rs. 1160/-	Rs. 1650/-	Rs. 2155/-	Rs. 2589/-

Powered by CREE 

Powered by EPISTAR 

Cat. No. SH COB (H) 0010 (F)



Outer Dia - 94 mm
Inner Cutout - 79 mm
Price - Rs. 350/-

						
1 to 3 Watts	4 to 6 Watts	7 to 9 Watts	10 to 12 Watts	13 to 15 Watts	16 to 18 Watts	19 to 30 Watts
Rs. 550/-	Rs. 446/- GU 5.3 Rs. 285/-	Rs. 1060/-	Rs. 1160/-	Rs. 1650/-	Rs. 2155/-	Rs. 2589/-


Powered by CREE 

Powered by EPISTAR 

Cat. No. SH COB (H) 0011



Outer Dia - 90 x 90 x 53 mm
Inner Cutout - 80 x 80 mm
Price - Rs. 585/-

						
1 to 3 Watts	4 to 6 Watts	7 to 9 Watts	10 to 12 Watts	13 to 15 Watts	16 to 18 Watts	19 to 30 Watts
Rs. 550/-	Rs. 446/- GU 5.3 Rs. 285/-	Rs. 1060/-	Rs. 1160/-	Rs. 1650/-	Rs. 2155/-	Rs. 2589/-

Powered by CREE 

Powered by EPISTAR 

Cat. No. SH COB (H) 0013 (F)



Outer Dia - 90 mm
Inner Cutout - 59 mm
Price - Rs. 220/-

						
1 to 3 Watts	4 to 6 Watts	7 to 9 Watts	10 to 12 Watts	13 to 15 Watts	16 to 18 Watts	19 to 30 Watts
Rs. 550/-	Rs. 446/- GU 5.3 Rs. 285/-	Rs. 1060/-	Rs. 1160/-	Rs. 1650/-	Rs. 2155/-	Rs. 2589/-

Powered by CREE 

Powered by EPISTAR 

- HOUSING BODY COLOR = WHITE/BLACK
- BEAM ANGLE 10° | 15° | 25° | 36° | 65° | 85°
- Powered by CREE & BRIDGLUX
- CRI > 80, 2.5 Kva Surge, 0.9 PF

All cutouts Dimensions are precisely correct. Even before cutting, please take original sample.



Cat. No. SH COB (H) 0015



Outer Dia - 80 mm
Inner Cutout - 75 mm
Price - Rs. 644/-

1 to 3 Watts	4 to 6 Watts	7 to 9 Watts	10 to 12 Watts	13 to 15 Watts	16 to 18 Watts	19 to 30 Watts
Rs. 550/-	Rs. 446/- GU 5.3 Rs. 285/-	Rs. 1060/-	Rs. 1160/-	Rs. 1650/-	Rs. 2155/-	Rs. 2589/-

Powered by CREE

Powered by EPISTAR

Cat. No. SH COB (H) 0016 (Deep)



Outer Dia - 100 x 105 mm
Inner Cutout - 90 x 95 mm
Price - Rs. 644/-

1 to 3 Watts	4 to 6 Watts	7 to 9 Watts	10 to 12 Watts	13 to 15 Watts	16 to 18 Watts	19 to 30 Watts
Rs. 550/-	Rs. 446/- GU 5.3 Rs. 285/-	Rs. 1060/-	Rs. 1160/-	Rs. 1650/-	Rs. 2155/-	Rs. 2589/-

Powered by CREE

Powered by EPISTAR

Cat. No. SH COB (H) 0017



Outer Dia - 80 mm
Inner Cutout - 95 mm
Price - Rs. 519/-

1 to 3 Watts	4 to 6 Watts	7 to 9 Watts	10 to 12 Watts	13 to 15 Watts	16 to 18 Watts	19 to 30 Watts
Rs. 550/-	Rs. 446/- GU 5.3 Rs. 285/-	Rs. 1060/-	Rs. 1160/-	Rs. 1650/-	Rs. 2155/-	Rs. 2589/-

Powered by CREE

Powered by EPISTAR

Cat. No. SH COB (H) 0018




Outer Dia - 80 mm
Inner Cutout - 95 mm
Price - Rs. 505/-

1 to 3 Watts	4 to 6 Watts	7 to 9 Watts	10 to 12 Watts	13 to 15 Watts	16 to 18 Watts	19 to 30 Watts
Rs. 550/-	Rs. 446/- GU 5.3 Rs. 285/-	Rs. 1060/-	Rs. 1160/-	Rs. 1650/-	Rs. 2155/-	Rs. 2589/-

Powered by CREE

Powered by EPISTAR

Cat. No. SH COB (H) 0019



Outer Dia - 82 mm
Inner Cutout - 72 mm
Price - Rs. 519/-

1 to 3 Watts	4 to 6 Watts	7 to 9 Watts	10 to 12 Watts	13 to 15 Watts	16 to 18 Watts	19 to 30 Watts
Rs. 550/-	Rs. 446/- GU 5.3 Rs. 285/-	Rs. 1060/-	Rs. 1160/-	Rs. 1650/-	Rs. 2155/-	Rs. 2589/-

Powered by CREE

Powered by EPISTAR

- HOUSING BODY COLOR = WHITE/BLACK
- BEAM ANGLE 10° | 15° | 25° | 36° | 65° | 85°
- Powered by CREE & BRIDGLUX
- CRI > 80, 2.5 Kva Surge, 0.9 PF




All cutouts Dimensions are precisely correct. Even before cutting, please take original sample.



Cat. No. SH COB (H) 0021 (F)



Outer Dia - 89 x 52 x 72 (H) mm
Inner Cutout - 82 x 52 x 72 (H) mm
Price - Rs. 375/-

						
1 to 3 Watts	4 to 6 Watts	7 to 9 Watts	10 to 12 Watts	13 to 15 Watts	16 to 18 Watts	19 to 30 Watts
Rs. 550/-	Rs. 446/- GU 5.3 Rs. 285/-	Rs. 1060/-	Rs. 1160/-	Rs. 1650/-	Rs. 2155/-	Rs. 2589/-

Powered by CREE 

Powered by EPISTAR 

Cat. No. SH COB (H) 0022 (F)



Outer Dia - 89 mm
Inner Cutout - 74 mm
Height - 22 mm
Price - Rs. 430/-

						
1 to 3 Watts	4 to 6 Watts	7 to 9 Watts	10 to 12 Watts	13 to 15 Watts	16 to 18 Watts	19 to 30 Watts
Rs. 550/-	Rs. 446/- GU 5.3 Rs. 285/-	Rs. 1060/-	Rs. 1160/-	Rs. 1650/-	Rs. 2155/-	Rs. 2589/-








Powered by CREE 

Powered by EPISTAR 

Cat. No. SH COB (H) 0024



Outer Dia - 84 mm
Inner Cutout - 78 mm
Height - 62 mm
Price - Rs. 644/-

						
1 to 3 Watts	4 to 6 Watts	7 to 9 Watts	10 to 12 Watts	13 to 15 Watts	16 to 18 Watts	19 to 30 Watts
Rs. 550/-	Rs. 446/- GU 5.3 Rs. 285/-	Rs. 1060/-	Rs. 1160/-	Rs. 1650/-	Rs. 2155/-	Rs. 2589/-








Powered by CREE 

Powered by EPISTAR 

Cat. No. SH COB (H) 0029



Outer Dia - 85 x 30 (H) mm
Inner Cutout - 75 x 30 (H) mm
Price - Rs. 438/-

						
1 to 3 Watts	4 to 6 Watts	7 to 9 Watts	10 to 12 Watts	13 to 15 Watts	16 to 18 Watts	19 to 30 Watts
Rs. 550/-	Rs. 446/- GU 5.3 Rs. 285/-	Rs. 1060/-	Rs. 1160/-	Rs. 1650/-	Rs. 2155/-	Rs. 2589/-







Powered by CREE 

Powered by EPISTAR 

Cat. No. SH COB (H) 0030



Outer Dia - 70 x 35 (H) mm
Inner Cutout - 65 x 35 (H) mm
Price - Rs. 375/-

						
1 to 3 Watts	4 to 6 Watts	7 to 9 Watts	10 to 12 Watts	13 to 15 Watts	16 to 18 Watts	19 to 30 Watts
Rs. 550/-	Rs. 446/- GU 5.3 Rs. 285/-	Rs. 1060/-	Rs. 1160/-	Rs. 1650/-	Rs. 2155/-	Rs. 2589/-

Powered by CREE 

Powered by EPISTAR 

- HOUSING BODY COLOR = WHITE/BLACK
- BEAM ANGLE 10° | 15° | 25° | 36° | 65° | 85°
- Powered by CREE & BRIDGLUX
- CRI > 80, 2.5 Kva Surge, 0.9 PF

All cutouts Dimensions are precisely correct. Even before cutting, please take original sample.

Cat. No. SH COB (H) 0034 (F)



Outer Dia - 105 x 75 mm
Inner Cutout - 95 x 75 mm
Price - Rs. 696/-

						
1 to 3 Watts Rs. 550/-	4 to 6 Watts Rs. 446/- GU 5.3 Rs. 285/-	7 to 9 Watts Rs. 1060/-	10 to 12 Watts Rs. 1160/-	13 to 15 Watts Rs. 1650/-	16 to 18 Watts Rs. 2155/-	19 to 30 Watts Rs. 2589/-

Powered by CREE 

Powered by EPISTAR 

Cat. No. SH COB (H) 0041



Outer Dia - 80 x 55 mm
Inner Cutout - 75 x 55 mm
Price - Rs. 580/-

						
1 to 3 Watts Rs. 550/-	4 to 6 Watts Rs. 446/- GU 5.3 Rs. 285/-	7 to 9 Watts Rs. 1060/-	10 to 12 Watts Rs. 1160/-	13 to 15 Watts Rs. 1650/-	16 to 18 Watts Rs. 2155/-	19 to 30 Watts Rs. 2589/-

Powered by CREE 

Powered by EPISTAR 

Cat. No. SH COB (H) 0045 (F)



Outer Dia - 92 x 92 x 26 (H) mm
Inner Cutout - 71 x 71 x 26 (H) mm
Price - Rs. 402/-

						
1 to 3 Watts Rs. 550/-	4 to 6 Watts Rs. 446/- GU 5.3 Rs. 285/-	7 to 9 Watts Rs. 1060/-	10 to 12 Watts Rs. 1160/-	13 to 15 Watts Rs. 1650/-	16 to 18 Watts Rs. 2155/-	19 to 30 Watts Rs. 2589/-

Powered by CREE 

Powered by EPISTAR 

Cat. No. SH COB (H) 0047



Outer Dia - 85 mm
Inner Cutout - 75 mm
Price - Rs. 402/-

						
1 to 3 Watts Rs. 550/-	4 to 6 Watts Rs. 446/- GU 5.3 Rs. 285/-	7 to 9 Watts Rs. 1060/-	10 to 12 Watts Rs. 1160/-	13 to 15 Watts Rs. 1650/-	16 to 18 Watts Rs. 2155/-	19 to 30 Watts Rs. 2589/-

Powered by CREE 

Powered by EPISTAR 

Cat. No. SH COB (H) 0048 SQUARE



Outer Dia - 80 x 80 x 38 (H) mm
Inner Cutout - 72 x 72 x 38 (H) mm
Price - Rs. 420/-

						
1 to 3 Watts Rs. 550/-	4 to 6 Watts Rs. 446/- GU 5.3 Rs. 285/-	7 to 9 Watts Rs. 1060/-	10 to 12 Watts Rs. 1160/-	13 to 15 Watts Rs. 1650/-	16 to 18 Watts Rs. 2155/-	19 to 30 Watts Rs. 2589/-

Powered by CREE 

Powered by EPISTAR 

- HOUSING BODY COLOR = WHITE/BLACK
- BEAM ANGLE 10° | 15° | 25° | 36° | 65° | 85°
- Powered by CREE & BRIDGLUX
- CRI > 80, 2.5 Kva Surge, 0.9 PF

All cutouts Dimensions are precisely correct. Even before cutting, please take original sample.

Cat. No. SH COB (H) 0048 ROUND



IP44

Outer Dia - 95 x 37 mm
Inner Cutout - 80 x 37 mm
Price - Rs. 420/-

						
1 to 3 Watts	4 to 6 Watts	7 to 9 Watts	10 to 12 Watts	13 to 15 Watts	16 to 18 Watts	19 to 30 Watts
Rs. 550/-	Rs. 446/- GU 5.3 Rs. 285/-	Rs. 1060/-	Rs. 1160/-	Rs. 1650/-	Rs. 2155/-	Rs. 2589/-

Powered by CREE 

Powered by EPISTAR 

Cat. No. SH COB (H) 0052 (F)



Outer Dia - 77 mm
Inner Cutout - 69 mm
Price - Rs. 555/-

						
1 to 3 Watts	4 to 6 Watts	7 to 9 Watts	10 to 12 Watts	13 to 15 Watts	16 to 18 Watts	19 to 30 Watts
Rs. 550/-	Rs. 446/- GU 5.3 Rs. 285/-	Rs. 1060/-	Rs. 1160/-	Rs. 1650/-	Rs. 2155/-	Rs. 2589/-







Powered by CREE 

Powered by EPISTAR 

Cat. No. SH COB (H) 0046 (2 x 12/50)



Outer Dia - 175 x 92 x 26 (H) mm
Inner Cutout - 160 x 75 x 26 (H) mm
Price - Rs. 754/-

						
1 to 3 Watts	4 to 6 Watts	7 to 9 Watts	10 to 12 Watts	13 to 15 Watts	16 to 18 Watts	19 to 30 Watts
Rs. 550/-	Rs. 446/- GU 5.3 Rs. 285/-	Rs. 1060/-	Rs. 1160/-	Rs. 1650/-	Rs. 2155/-	Rs. 2589/-








Powered by CREE 

Powered by EPISTAR 

Cat. No. SH COB (H) 0046 (3 x 12 x 50)



Outer Dia - 257 x 92 x 26 (H) mm
Inner Cutout - 240 x 75 x 26 (H) mm
Price - Rs. 1160/-

						
1 to 3 Watts	4 to 6 Watts	7 to 9 Watts	10 to 12 Watts	13 to 15 Watts	16 to 18 Watts	19 to 30 Watts
Rs. 550/-	Rs. 446/- GU 5.3 Rs. 285/-	Rs. 1060/-	Rs. 1160/-	Rs. 1650/-	Rs. 2155/-	Rs. 2589/-

Powered by CREE 

Powered by EPISTAR 

Cat. No. SH COB (H) 0047 (AR111)



Outer Dia - 175 x 175 x 40 mm
Inner Cutout - 160 x 160 x 4 mm
Price - Rs. 755/-


18 Watts
Rs. 1850/-

Powered by EPISTAR 


25 Watts
Rs. 2945/-

Powered by CREE 

Cat. No. - SH COB (H) 6528 (MR11)
Wattage - 6 Watts
Outer Dia - 65 x 50 (H) mm
Inner Cutout - 55 mm
Colour Temp (K) - 3500 K
Price - Rs. 1601/- (511 + 1090)

Powered by JAPANESE
TOYONIA



- HOUSING BODY COLOR = WHITE/BLACK
- BEAM ANGLE 10° | 15° | 25° | 36° | 65° | 85°
- Powered by CREE & BRIDGELUX
- CRI > 80, 2.5 Kva Surge, 0.9 PF

All cutouts Dimensions are precisely correct. Even before cutting, please take original sample.



COLORS AVAILABLE IN ALL
0035/0049/0050/0051

Cat. No. SH COB (H) 0035



Outer Dia - 85 x 32 mm
Inner Cutout - 75 mm
Price - Rs. 295/-

1 to 3 Watts	4 to 6 Watts	7 to 9 Watts	10 to 12 Watts	13 to 15 Watts	16 to 18 Watts	19 to 30 Watts
Rs. 550/-	Rs. 446/- GU 5.3 Rs. 285/-	Rs. 1060/-	Rs. 1160/-	Rs. 1650/-	Rs. 2155/-	Rs. 2589/-

Powered by CREE BRIDGELUX

Powered by EPISTAR GU 5.3



WHITE



SAND SILVER



ROSE GOLD

Cat. No. SH COB (H) 0049



Outer Dia - 90 X 37 (H) mm
Inner Cutout - 80 X 37 (H) mm
Price - Rs. 400/-

1 to 3 Watts	4 to 6 Watts	7 to 9 Watts	10 to 12 Watts	13 to 15 Watts	16 to 18 Watts	19 to 30 Watts
Rs. 550/-	Rs. 446/- GU 5.3 Rs. 285/-	Rs. 1060/-	Rs. 1160/-	Rs. 1650/-	Rs. 2155/-	Rs. 2589/-

Powered by CREE BRIDGELUX

Powered by EPISTAR GU 5.3




GOLD



SHINING SILVER

Cat. No. SH COB (H) 0050 (PRO)



Outer Dia - 90 x 43.5 (H) mm
Inner Cutout - 80 x 43.5 (H) mm
Price - Rs. 465/-

1 to 3 Watts	4 to 6 Watts	7 to 9 Watts	10 to 12 Watts	13 to 15 Watts	16 to 18 Watts	19 to 30 Watts
Rs. 550/-	Rs. 446/- GU 5.3 Rs. 285/-	Rs. 1060/-	Rs. 1160/-	Rs. 1650/-	Rs. 2155/-	Rs. 2589/-

Powered by CREE BRIDGELUX

Powered by EPISTAR GU 5.3



GUN METAL



BLACK

Cat. No. SH COB (H) 0051 (PRO)



Outer Dia - 93 x 40 (H) mm
Inner Cutout - 75 x 40 (H) mm
Price - Rs. 665/-

1 to 3 Watts	4 to 6 Watts	7 to 9 Watts	10 to 12 Watts	13 to 15 Watts	16 to 18 Watts	19 to 30 Watts
Rs. 550/-	Rs. 446/- GU 5.3 Rs. 285/-	Rs. 1060/-	Rs. 1160/-	Rs. 1650/-	Rs. 2155/-	Rs. 2589/-

Powered by CREE BRIDGELUX

Powered by EPISTAR GU 5.3

- HOUSING BODY COLOR = WHITE/BLACK
- BEAM ANGLE 10° | 15° | 25° | 36° | 65° | 85°
- Powered by CREE & BRIDGLUX
- CRI > 80, 2.5 Kva Surge, 0.9 PF

All cutouts Dimensions are precisely correct. Even before cutting, please take original sample.



HIGH PRESSURE DIE CASTING LED MODULE MR 16



Power : 5W 7W 10W 15W 20W
Beam Angle : 15°25°38°60°

Cat. No. - SH MD 005 (MODULE)
 Wattage - 5 Watts
 Height - 50 mm
 Dia - 50 mm
 Colour Temp (K) - 3000K / 4000K / 6000K
 Price - Rs. 750/-



Powered by CREE

Cat. No. - SH BR 07 (MODULE)
 Wattage - 7 Watts
 Height - 75 mm
 Dia - 50 mm
 Colour Temp (K) - 3000K / 4000K
 Price - Rs. 1060/-



Powered by BRIDGELUX

Cat. No. - SH BR 012 (MODULE)
 Wattage - 12 Watts
 Height - 75 mm
 Dia - 50 mm
 Colour Temp (K) - 3000K / 4000K
 Price - Rs. 1160/-



Powered by BRIDGELUX

Cat. No. - SH-MD-0015
 Wattage - 15 Watts
 Height - 75 mm
 Dia - 50 mm
 Colour Temp (K) - 3000K / 4000K
 Price - Rs. 1650/-



Powered by BRIDGELUX

Cat. No. - SH-MD-0018
 Wattage - 18 Watts
 Height - 75 mm
 Dia - 50 mm
 Colour Temp (K) - 3000K / 4000K
 Price - Rs. 2155/-



Powered by BRIDGELUX

Cat. No. - SH-MD-0015
 Wattage - 15 Watts
 Height - 75 mm
 Dia - 50 mm
 Colour Temp (K) - 3000K / 4000K / 6000K
 Price - Rs. 2350/-

3 IN 1



Powered by BRIDGELUX

Cat. No. - SH Mr16 GU 5.3/ GU 10
 Wattage - 6 Watts
 Colour Temp (K) - 3000 K / 4000 K / 6000 K
 Price/Unit - Rs. 285/-



Powered by EPISTAR

Cat. No. - SH-MD-006 (MR11)
 Wattage - 6 Watts
 Height - 22 mm
 Dia - 47 mm
 Colour Temp (K) - 3500 K
 Price - Rs. 1090/-



Powered by JAPANESE TOYONIA

All cutouts Dimensions are precisely correct. Even before cutting, please take original sample.



LED T5 BATTON, LINKABLE, DECORATIVE RANGE



LED T5 BATTON RANGE

Cat. No. - SH BAT 10 WATT
Wattage - 10 Watts
Diamentions - 600 mm *20 mm
Colour Temp (K) - 3000K / 4000K / 6000K
Price - Rs. 290/-



Powered by EPISTAR

Cat. No. - SH BAT 22 WATT
Wattage - 22 Watts
Diamentions - 1200 mm *20 mm
Colour Temp (K) - 3000K / 4000K / 6000K
Price - Rs. 305/-



Powered by EPISTAR

Cat. No. - SH BAT 40 WATT
Wattage - 40 Watts
Diamentions - 1200 mm *30 mm
Colour Temp (K) - 6000K
Price - Rs. 780/-



Powered by EPISTAR

LED DECORATIVE BATTON T8

Model - T8 F03
Wattage - 18W
Size - 2 FT
Colour Temp(K) - 6000 K
Price - 550/- Pc.



Powered by EDISON

Model - T8 F03
Wattage - 36W
Size - 4 FT
Colour Temp(K) - 3000 K
Price - 900/- Pc.

Powered by EDISON

Hanging Wire For T8 = 400/- Pc.

All cutouts Dimensions are precisely correct. Even before cutting, please take original sample.




LED CONCEALED PANEL RANGE



All cutouts Dimensions are precisely correct. Even before cutting, please take original sample.



SMD SLIM LED PANELS



Cat. No. - SH 006
Wattage - 6 Watts
Outer Dia - 120 mm x 120 mm x 25 mm
Inner Cutout - 105 mm
Shape - Round / Square
Colour Temp(K) - 3000K/4000K/6000K
Price - Rs. 380/-



Powered by EPISTAR
TAIWAN

Cat. No. - SH 0012
Wattage - 12 Watts
Outer Dia - 172mm x 172mm x 25mm
Inner Cutout - 160 mm
Shape - Round / Square
Colour Temp(K) - 3000K/4000K/6000K
Price - Rs. 610/-



Powered by EPISTAR
TAIWAN


Replacement 2x18 Down Lighter

Cat. No. - SH 0018
Wattage - 18 Watts
Outer Dia - 225mm x 225mm x 25mm
Inner Cutout - 210 mm
Shape - Round / Square
Colour Temp(K) - 3000K/4000K/6000K
Price - Rs. 820/-



Powered by EPISTAR
TAIWAN

SLIM SIDELIT LIGHT PANELS




Cat No. GD 8816
Wattage :- 8 Watts
Outer Dia :- 120x25mm
Inner Cutout :- 97 mm
Shape :- Round / Square
Colour Temp(K):- 3000K/6000K
Price :- 500/-

Cat No. GD 8816
Wattage :- 15 Watts
Outer Dia :- 144x25 mm
Inner Cutout :- 112 mm
Shape :- Round / Square
Colour Temp(K):- 3000K/6000K
Price :- 850/-

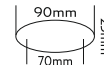
Powered by E²DISON

ULTRA SLIM RIM LED PANEL



Ultra Slim Rim

Cat. No. - SH TR 006
Wattage - 6 Watts
Outer Dia - 90 x 90 x 25 MM
Inner Cutout - 70 x 70 mm
Colour Temp(K) - 4000K/6000K
Shape - Round / Square
Price - Rs. 380/-



Powered by EPISTAR
TAIWAN

Cat. No. - SH TR 012
Wattage - 12 Watts
Outer Dia - 145 x 145 x 25 MM
Inner Cutout - 120 x 120 mm
Colour Temp(K) - 4000K/6000K
Shape - Round / Square
Price - Rs. 610/-




Powered by EPISTAR
TAIWAN

All cutouts Dimensions are precisely correct. Even before cutting, please take original sample.

NARROW BORDER SLIM LED PANEL LIGHT

Cat No. GSD 4008
Wattage :- 8 Watts / 15 Watts
Outer Dia :- 88 x 25 mm / 147 x 25 mm
Inner Cutout :- 70 mm / 125 mm
Shape :- Round / Square
Colour Temp(K) :- 4000K/6000K
Price :- 625/- (8Watts)
Price :- 890/- (15Watts)



Powered by **EPISTAR**
TAIWAN

PAPER THIN LED LIGHT

Cat No. GD 8822
Wattage :- 4 Wats / 15 Wats
Outer Dia :- 78.5 mm / 170 mm x 10 mm
Inner Cutout :- 56 mm / 130 mm x 10 mm
Shape :- Round
Colour Temp(K) :- 3000K/4000K/6000K
Price (4W):- 220/-
Price (15W):- 700/-



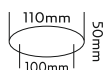
Powered by **EDISON**

SMD - LED RECESSED DOWNLIGHT



Cat. No. - SH 2008
Wattage - 12 Watts
Outer Dia - 110 x 110 x 50 MM
Inner Cutout - 100 x 100 mm
Colour Temp(K) - 4000K/6000K
Price - Rs. 1080/-

Powered by **EPISTAR**
TAIWAN



Cat. No. - SH 2012, 16W
Wattage - 16 Watts
Outer Dia - 120 x 120 x 30 mm
Inner Cutout - 105 x 30 mm
Colour Temp(K) - 4000K/6000K
Price - Rs. 880/-

Powered by **EPISTAR**
TAIWAN



Cat. No. - SH 2012, 24W
Wattage - 24 Watts
Outer Dia - 170 x 170 x 30 MM
Inner Cutout - 155 x 30 mm
Colour Temp(K) - 4000K/6000K
Price - Rs. 1320/-

Powered by **EPISTAR**
TAIWAN




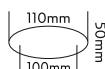
Replacement 2x18 Down Lighter

SMD LED BACKLIT PANEL RANGE



Cat. No. - SH 1616
Wattage - 7 Watts
Outer Dia - 110mm x 110mm x 50mm
Inner Cutout - 100 mm
Shape - Round / Square
Colour Temp(K) - 4000K/6000K
Price - Rs. 550/-

Powered by **EPISTAR**
TAIWAN



Cat. No. - SH 1616
Wattage - 14 Watts
Outer Dia - 126mm x 126mm x 50mm
Inner Cutout - 120 mm
Shape - Round / Square
Colour Temp(K) - 4000K/6000K
Price - Rs. 890/-

Powered by **EPISTAR**
TAIWAN



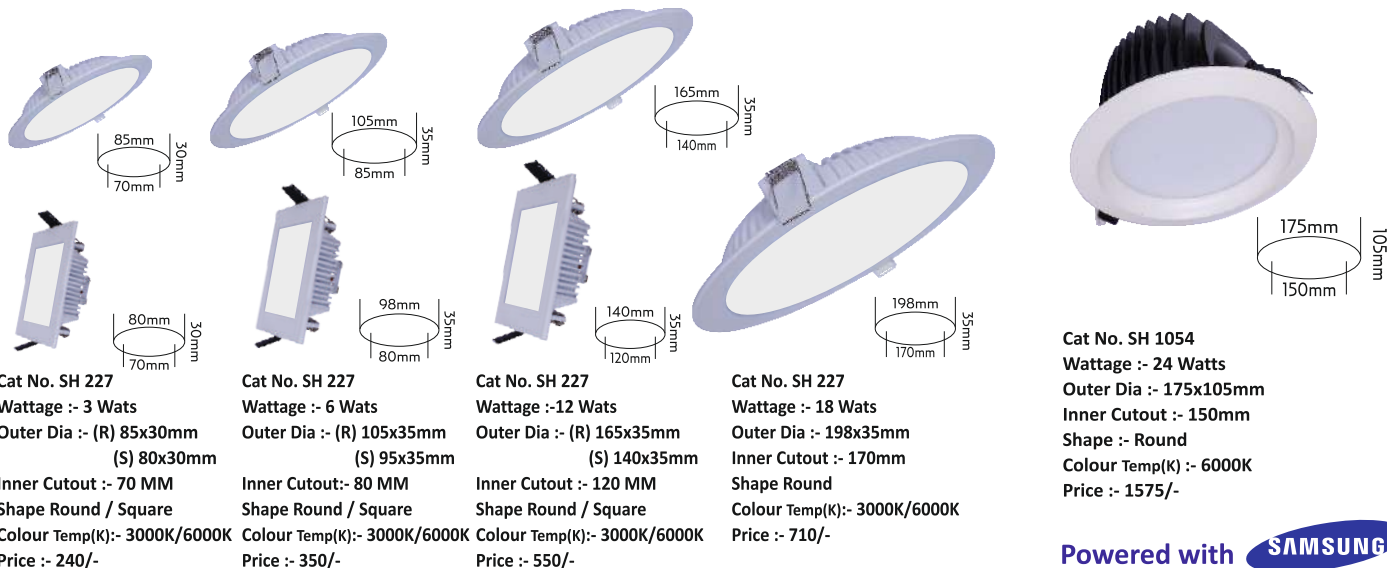
Cat. No. - SH 1616
Wattage - 18 Watts
Outer Dia - 160mm x 160mm x 50mm
Inner Cutout - 152 mm
Shape - Round / Square
Colour Temp(K) - 4000K/6000K
Price - Rs. 1390/-

Powered by **EPISTAR**



All cutouts Dimensions are precisely correct. Even before cutting, please take original sample.

LED PANEL WITH BACKLIT



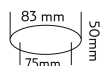
Powered by **EPISTAR**
TAIWAN

SMD LED DOWNLIGHTER



Cat. No. - SH SMD SG-7
Wattage - 7 Watts
Outer Dia - 83 mm x 50 mm
Inner Cutout - Ø 75 mm
Colour Temp(K) - 3000 K / 4000 K / 6000 K
Price - Rs. 792/-

Powered by **OSRAM**



Cat. No. - SH SMD SG-12
Wattage - 12 Watts
Outer Dia - 103 mm x 63 mm
Inner Cutout - Ø 95 mm
Colour Temp(K) - 3000 K / 4000 K / 6000 K
Price - Rs. 1080/-

Powered by **OSRAM**



Cat. No. - SH SMD SG-18
Wattage - 18 Watts
Outer Dia - 123 mm x 74 mm
Inner Cutout - Ø 115 mm
Colour Temp(K) - 3000 K / 4000 K / 6000 K
Price - Rs. 1586/-

Powered by **OSRAM**



All cutouts Dimensions are precisely correct. Even before cutting, please take original sample.



BIG LED PANEL RANGE



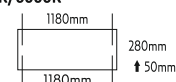
Cat No. 1x1 Fiting
Wattage :- 20 Watts
Outer Dia :- 300 x 300
Inner Cutout :- 280 x 580
Colour Temp(K):- 3000K/4000K/6000K
Price :- POR

Powered by **EPISTAR**
TAIWAN



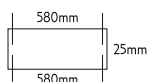
Cat No. 1x4 Fiting
Wattage :- 40 Watts
Outer Dia :- 300 x 1200
Inner Cutout :- 280 x 1180
Colour Temp(K) :- 3000K/4000K/6000K
Price :- POR

Powered by **EPISTAR**
TAIWAN



Cat No. SH 0048 SLIM
Wattage :- 48 Watts
Outer Dia :- 600 x 600
Inner Cutout :- 580 x 580
Colour Temp(K) :- 3000K/4000K/6000K
Price :- 2410/-

Powered by **EPISTAR**
TAIWAN



Cat No. 2x2 SH 0048
Wattage :- 48 Watts
Size :- 600x600mm
Colour Temp(K):- 3000K/4000K/6000K
Price :- 2980/-

Powered by **EPISTAR**
TAIWAN



Surface

PC DOWNLIGHTER LIGHT RANGE



Cat. No. - SH 5008
Wattage - 8 Watts
Outer Dia - 117 mm x 38 mm
Inner Cutout - 100 mm
Shape - Round / Square
Colour Temp(K) - 4000K/6000K
Price - Rs. 330/-

Powered by **EDISON**



Cat. No. - SH 5015
Wattage - 15 Watts
Outer Dia - 142 mm x 38 mm
Inner Cutout - 120 mm
Shape - Round / Square
Colour Temp(K) - 4000K/6000K
Price - Rs. 480/-

Powered by **EDISON**




Cat. No. - SH 5018
Wattage - 18 Watts
Outer Dia - 167 mm x 38 mm
Inner Cutout - 145 mm
Shape - Round / Square
Colour Temp(K) - 4000K/6000K
Price - Rs. 570/-

Powered by **EDISON**



All cutouts Dimensions are precisely correct. Even before cutting, please take original sample.

LED LIGHT SURFACE RANGE



Cat. No. - SH SUR 001/007/008
Dimension - 70mm(D)x120mm(H)
Colour Temp(K) - 3000K/4000K/6000K
Price - 890/- (Housing)



				
1 to 3 Watts	4 to 6 Watts	7 to 9 Watts	10 to 12 Watts	13 to 15 Watts
Rs. 550/-	Rs. 446/- GU 5.3 Rs. 285/-	Rs. 1060/-	Rs. 1160/-	Rs. 1650/-

Powered by CREE  BRIDGELUX

Powered by EPISTAR  GU 5.3



Cat. No. - SH SUR SM - 8
Wattage - 1 x 8 Watt
Dimension - L108 x W108 x H110 mm
Price - 2400/-



SH SUR SM - 16
2 x 8 Watt
L202 x W108 x H110 mm
2800/-



SH SUR SM - 24
3 x 8 Watt
L298 x W108 x H110 mm
4460/-



SH SUR SM - 32
4 x 8 Watt
L202 x W202 x H110 mm
5460/-

Powered by CREE  BRIDGELUX

All cutouts Dimensions are precisely correct. Even before cutting, please take original sample.



COB SURFACE RANGE



Cat No. - **GD 1680**
Wattage - **5 Watts**
Dimension - **77mm(D)x48mm(H)**
Color Temp(K) - **3000K/6000K**
Price - **Rs. 580/-**

Powered by **EPISTAR**



Cat No. - **GD 8806 / 8808 (blk.)**
Wattage - **6 / 8 Watts**
Dimension - **125mm(D)x73mm(H)**
Color Temp(K) - **3000K/6000K**
Price - **Rs. 1290/- (6 Watts)
Rs. 1490/- (8 Watts)**

Powered by **EPISTAR**



Cat No. - **SH TK 0018**
Wattage - **6 Watts**
Dimension - **50mm(D) x 190mm(H)**
Color Temp(K) - **3000K/6000K**
Price - **Rs. 1070/-**

Powered by **EPISTAR**



Cat No. - **SH-SUR-COB-SQ/RD**
Wattage - **6 Watts**
Dimension - **54 x 55 x 80(H)mm**
Color Temp(K) - **3000K + 4000K**
Price - **Rs. 1070/-**

Powered by **BRIDGELUX**



Cat No. - **SH-SUR-COB-SQ/RD**
Wattage - **12 Watts**
Dimension - **73 x 73 x 95(H)mm**
Color Temp(K) - **3000K + 4000K**
Price - **Rs. 1650/-**

Powered by **BRIDGELUX**



Cat No. - **SH-SUR-COB-0015**
Wattage - **15 Watts**
Dimension - **100mm (H)x105mm**
Color Temp(K) - **3000K**
Price - **Rs. 2550/-**

Powered by **CREE**



Cat No. - **SH SUR 0016 (24°)**
Wattage - **16 Watt**
Dimmesions - **82 x 82 x 66 (H) mm**
Price - **Rs. 2950/-**

Powered by **OSRAM**



Cat No. - **SH SUR 2032**
Wattage - **7 Watt**
Dimmesions - **90 x 54 mm**
Price - **Rs. 858/-**

SH SUR 2032
12 Watt
110 x 74 mm
Rs. 1286/-

SH SUR 2032
18 Watt
130 x 96 mm
Rs. 1715/-

SH SUR 2032
30 Watt
130 x 96 mm
Rs. 2715/-

SURFACE SMD WITH DETACHABLE



Cat No. - **SH SUR 005**
Wattage - **5 Watts**
Dimension - **62*16*50 MM**
Colour Temp (K) - **6000K**
Price - **Rs. 340/-**

Powered by **San'an**



Cat No. - **SH SUR 007**
Wattage - **7 Watts**
Dimension - **85*51*50 MM**
Colour Temp (K) - **6000K**
Price - **Rs. 680/-**

Powered by **San'an**



Cat No. - **SH SUR 0022**
Wattage - **22 Watts**
Dimension - **180*30*50 MM**
Colour Temp (K) - **4000K / 6000K**
Price - **Rs. 1350/-**

Powered by **San'an**

LED PANEL SURFACE RANGE



Cat No. - **SH-SUR-006**
Wattage - **6 Watts**
Dimension - **120mm(D)x35mm(H)**
Color Temp(K) - **3000K/4000/6000K**
Price - **Rs. 500/-**

Powered by **EPISTAR**



Cat No. - **SH SUR 0012**
Wattage - **12 Watts**
Dimension - **173mm(D)x38mm(H)**
Color Temp(K) - **3000K/4000K/6000K**
Price - **Rs. 710/-**

Powered by **EPISTAR**



Cat No. - **SH-SUR-1656**
Wattage - **15 Watts**
Dimension - **153mm(D)x23mm(H)**
Color Temp(K) - **3000K/4000/6000K**
Price - **Rs. 850/-**

Powered by **EPISTAR**



Cat No. - **SH-SUR-0018**
Wattage - **18 Watts**
Dimension - **240mm(D)x38mm(H)**
Color Temp(K) - **3000K/4000/6000K**
Price - **Rs. 890/-**

Powered by **EPISTAR**



Cat No. - **SH-SUR-LP 4**
Wattage - **12 Watts**
Dimension - **245mm(D)x45mm(H)**
Color Temp(K) - **4000K**
Price - **Rs. 1520/-**

Powered by **EPISTAR**

All cutouts Dimensions are precisely correct. Even before cutting, please take original sample.

LED STRIP RANGE



All cutouts Dimensions are precisely correct. Even before cutting, please take original sample.



LED STRIP 12 V/ 2835 SERIES IP20 HIGH LUMENS



Cat No. - SH 12 V 2835 (60 Led/mtr.)
Wattage - 6 WATT PER MTR
Color Temp(K) - 3000K / 4000K / 6000K / BLUE
Price - Rs. 120/- MTR
Shades - GR./RED/ICE BLUE/PINK/2700K
Shades Price - Rs. 130/- MTR

Powered by  EDISON



Cat No. - SH 12 V 2835 (240 LED) **ECO**
Wattage - 14 Watt/MTR
Color Temp(K) - 3000K
Price - Rs. 240/- MTR

Powered by EPISTAR



Cat No. - SH 12 V 2835 (168 LED) **5mm PCB**
Wattage - 20 Watt/MTR
Color Temp(K) - 3000K
Price - Rs. 410/- MTR

Powered by  EDISON



Cat No. - SH 12 V 2835 (120 LED)
Wattage - 12 Watts/MTR
Color Temp(K) - 3000K
Price - Rs. 190/- MTR

Powered by  EDISON



Cat No. - SH 12 V 2835 (240 LED)
Wattage - 20 Watt/MTR
Color Temp(K) - 3000K
Price - Rs. 410/- MTR

Powered by  EDISON



Cat No. - SH 24 V 2110 Strip (700 LED) **24V**
Wattage - 30 Watts/MTR
Color Temp(K) - 3000 K
Price - Rs. 1690/- MTR

Powered by EPISTAR

LED STRIP 12V / 5050 SERIES



Cat No. - SH 12 V 5050 Strip (60 LED)
Wattage - 14.4 Watts/MTR
Color Temp(K) - 3000K/6000K/Blue
Price - Rs. 220/- MTR
Price (2700K) - Rs. 250/- MTR

Powered by EPISTAR
High Power LEC with Super Bright & High Lumens
One Lamp One IC



Cat No. - SH 12 V 5050 Strip (60 LED)
Wattage - 14.4 Watts/MTR
Color Temp(K) - RGB
Price - Rs. 310/- MTR
High Power LEC with Super Bright & High Lumens
One Lamp One IC

Powered by EPISTAR

WATER PROOF LED STRIP 12 VOLTS IP65 HIGH LUMENS



Cat No. - SH 12V 2835 (60 LED) Waterproof
Wattage - 6 Watts/MTR
Color Temp(K) - 2700K/3000K/Blue/Pink
Price - Rs. 235/- MTR

Powered by EPISTAR



Cat No. - SH 12 V 2835 (240 LED)
Wattage - 20 Watt/MTR
Color Temp(K) - 3000K
Price - Rs. 590/- MTR

Powered by  EDISON



Cat. No. - SH 12 V 2835 (168 L)
Wattage - 24 (12+12) WATT PER MTR
Colour Temp (K) - WH + WW
Price - Rs. 450/- per mtr.

Powered by  EDISON

Color Changing



Cat. No. - SH 24 V 2835 - 42P 17.5 mm
Wattage - 18 WATT PER MTR
Colour Temp (K) - Warm White
Price - Rs. 3990/- per mtr.

POWER SUPPLY RANGE

12 VOLTS SMPS




Cat No. - SH SMPS 1202
Wattage - 24 Watts
Output - 2 AMP
Input - 12V
Dimension - 100 x 30 x 20 mm
Price - Rs. 380/-



Cat No. - SH SMPS 1203
Wattage - 36 Watts
Output - 3 AMP
Input - 12 V
Dimension - 100 x 30 x 20 mm
Price - Rs. 440/-



Cat No. - SH SMPS 1205
Wattage - 60 Watts
Output - 5 AMP
Input - 12V
Dimension - 150 x 53 x 18 mm
Price - Rs. 715/-




Cat No. - SH SMPS 1206
Wattage - 78 Watts
Output - 6.5 AMP
Input - 12 V
Dimension - 170 x 53 x 18 mm
Price - Rs. 835/-



Cat No. - SH SMPS 1208
Wattage - 100 Watt
Output - 8.5 AMP
Input - 12V
Dimension - 195 x 53 x 22 mm
Price - Rs. 970/-



Cat No. - SH SMPS 1210
Wattage - 120 Watts
Output - 10 AMP
Input - 12 V
Dimension - 226 x 53 x 22 mm
Price - Rs. 1150/-



Cat No. - SH SMPS 1212
Wattage - 150 Watts
Output - 12.5 AMP
Input - 12 V
Dimension - 250 x 53 x 22 mm
Price - Rs. 2050/-



Cat No. - SH SMPS 1216
Wattage - 200 Watts
Output - 16.7 AMP
Input - 12 V
Dimension - 308 x 53 x 22 mm
Price - Rs. 2550/-



Cat No. - SH SMPS 1225
Wattage - 300 Watts
Output - 25 AMP
Input - 12 V
Dimension - 308 x 53 x 22 mm
Price - Rs. 3050/-

Single Fan



Cat No. - SH SMPS 1233
Wattage - 400 Watts
Output - 33 AMP
Input - 12 V
Dimension - 388 x 53 x 22 mm
Price - Rs. 4450/-

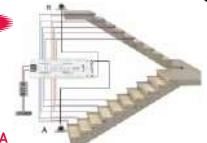
Double Fan

STEP SENSOR



Cat No. - SH STAIR-32-1002
Wattage - 300 Watts
Input - 12/24 V
Distance - 2-3 Mtr. (Motion Sensor)
Price - Rs. 5375/-

32 STEPS



POWER SUPPLY EXTRA

12 VOLTS RGB POWER SUPPLY



Cat No. - RGB (Amplifier)
Wattage - 144 Watts
Input - 12 V
Price - Rs. 600/-



Cat No. - SH COLOR CONTROLLER
Wattage - 6 Amp.
Price - Rs. 2055/- per set




Cat No. - RGB
(Color Controller)
Wattage - 18 AMP
Output - 12 V
Input - Rs. 1466/-

12 VOLTS WATER PROOF POWER SUPPLY



Cat No. - SH 12V-60W
Wattage - 60 Watts / 5 AMP
Input - 12 V
Price - Rs. 1850/-



Cat No. - SH 12V-80W
Wattage - 100 Watts / 8 AMP
Input - 12V
Price - Rs. 2850/-



Cat No. - SH 12V-600W
Wattage - 600 Watts / 50 AMP
Input - 12 V
Price - Rs. 5500/-

DIMABLE DRIVER FOR PANEL & COB



Cat No. - SH 2696 B
Wattage - 6 Watts
Price - Rs. 650/-



Cat No. - SH 2696 B
Wattage - 12 Watts
Price - Rs. 780/-



Cat No. - GC 2898
Wattage - 18 Watts
Price - Rs. 920/-

DIMABLE DRIVER FOR LED STRIPS



Cat No. - SH HF JY-60W-12V
Wattage - 60 Watt / 5 Amp.
Input - 12 V
Price - 4037/-

Cat No. - SH HF JY-100W-12V
Wattage - 100 Watt / 8 Amp.
Input - 12 V
Price - 4463/-

Cat No. - SH HF JY-200W-12V
Wattage - 200 Watt / 16.6 Amp.
Input - 12 V
Price - 6375/-

Cat No. - SH HF JY-250W-12V
Wattage - 250 Watt / 21 Amp.
Input - 12 V
Price - 7438/-

Cat No. - SH HF JY-250W-12V
Wattage - 250 Watt / 21 Amp.
Input - 12 V
Price - 7438/-

All cutouts Dimensions are precisely correct. Even before cutting, please take original sample.

220 VOLTS SMD ROPE

220 VOLTS LED STRIP 2835/120 L

Cat. No. - SH2835/220V
Wattage - 220 V LED 120 L/Meter
6 Watt / Meter
Color Temp(K) - WW / WH / Red / Blue
Green / Pink
Price - WW / WH / Blue:- 78 Mtr.
Red / Multi / Green / Pink:- 83 Mt
Cord Price - Rs. 110/-



Cord

Cat. No. - SH 220 V 2835 / 120 L (NEON)
Wattage - 9.50 Watts
Colour Temp (K) - 3000K
Price - Rs. 530/- per mtr.
Code Price - Rs. 250 each (6 AMP)

IP 66



Powered by  EPISTAR

Powered by  EPISTAR

220 VOLTS OPTICAL SERIES 2835/144 L



6mm PCB

Cat. No. - SH 220 V 2835 / 144 L (Optical Strip Design)
Wattage - 8 Watts / Mtr.
Colour Temp (K) - 3000K / 4000K / BLUE
Price (Colour Temp) - Rs. 163/- per mtr.
Shades - Pink / Ice Blue / Golden Yellow
Price (Shades) - Rs. 195
Cord Price - Rs. 100 each (4 AMP)

With Mtr. Marking

Powered by  San'an PCB 6 mm,
22 to 24 Lumen Per LED



10mm PCB

Cat. No. - SH 220 V 2835 / 120 L (DOUBLE)
Wattage - 8 Watts / Mtr.
Colour Temp (K) - 3000K
Price - Rs. 215/- per mtr.
Cord Price - Rs. 117 each (4 AMP)

Powered by  San'an PCB 10 mm,
22 to 24 Lumen Per LED



12mm PCB

Cat. No. - SH 220 V 2835 / 180 L (TRIPLE)
Wattage - 8 Watts / Mtr.
Colour Temp (K) - 3000K
Price - Rs. 375/- per mtr.
Cord Price - Rs. 151 each (4 AMP)

Powered by  San'an PCB 12 mm,
22 to 24 Lumen Per LED

220 VOLTS RGB /68 L



IP 65

Cat. No. - SH 220 V 5050 / 68 L
Wattage - 13 Watts / Mtr.
Colour Temp (K) - RGB
Price - Rs. 242/- per mtr.
Cord Price - Rs. 500 each (2.5 AMP)

If One Lamp Break, Other Will Continue

Powered by  San'an PCB 8 mm,
22 to 24 Lumen Per LED



All cutouts Dimensions are precisely correct. Even before cutting, please take original sample.

TRACK LIGHT (COB)



All cutouts Dimensions are precisely correct. Even before cutting, please take original sample.



COB TRACK LIGHT



Cat. No. - SH 0028
Wattage - 10 Watts
Colour Temp(K) - 3000K / 6000K
Fixture Colour - White / Black
Price - Rs. 1050/-

Powered by EPISTAR

Cat. No. - SH 0028
Wattage - 20 Watts
Colour Temp(K) - 3000K / 4000K / 6000K
Fixture Colour - White / Black
Price - Rs. 1550/-

Powered by EPISTAR

Cat. No. - SH 0028
Wattage - 30 Watts
Colour Temp(K) - 3000K / 6000K
Fixture Colour - White
Price - Rs. 2150/-

Powered by EPISTAR

Cat. No. - SH T 0420
Wattage - 10 Watts / 20 Watts
Face Dia - 65mm / 86mm
Height - 110x143 / 186x152 mm
Colour Temp(K) - 3000K / 5000K
Price - Rs. 1450/- (10W)
Rs. 1710/- (20W)

Powered by CREE



Cat. No. - SH TK 0028
Wattage - 10 Watts
Colour Temp(K) - 3000K / 6000K
Fixture Colour - White / Black
Price - Rs. 1050/-

Powered by EDISON



3 IN 1

Cat. No. - SH TK 0038
Wattage - 30 Watts
Colour Temp(K) - 3000K / 6000K
Fixture Colour - White / Black
Price - Rs. 2950/-

Powered by BRIDGELUX



CHANNEL FOR TRACK LIGHTS

1 Meter -
Black - 380/- Pcs.
White - 380/- Pcs.

2 Meter -
Black - Rs. 745/- Pcs.
White - Rs. 745/- Pcs.



HANGING LIGHTS

Cat No. - SH HG 006
Wattage - 6 Watt
Colour Temp(K) - 3000K
Price - Rs. 2550/-

Powered by EPISTAR



All cutouts Dimensions are precisely correct. Even before cutting, please take original sample.

OUTDOOR RANGE IP-65



All cutouts Dimensions are precisely correct. Even before cutting, please take original sample.



WALL SMD/COB RANGE

Cat. No. - SH NARROW (1x5)
Wattage - 5 Watts
Dimension - 35 x 75 x 55 mm
Colour Temp(K) - 3000K
Price - Rs. 1800/-



Powered by 

Cat. No. - SH NARROW (2x3)
Wattage - 2 X 3 Watts
Dimension - 120 x 60 x 40 mm
Colour Temp(K) - 3000K
Price - Rs. 1950/-



Powered by 

Cat. No. - SH OD WL 5782
Wattage - 2 x 3 Watts
Colour Temp(K) - 3000K
Price - Rs. 1650/-



Powered by 

Light Effect

Cat. No. - SH WL 051-2
Wattage - 2 Watts
Dimension - 35 x 75 x 55 mm
Colour Temp(K) - 3000K
Price - Rs. 530/-



Powered by 

Cat. No. - SH WL 051-4
Wattage - 4 Watts
Dimension - 40 x 75 x 105 mm
Colour Temp(K) - 3000K
Price - Rs. 750/-



Powered by 

Cat. No. - SH WL 051-6
Wattage - 6 Watts
Dimension - 40 x 75 x 155 mm
Colour Temp(K) - 3000K
Price - Rs. 990/-



Powered by 


Cat. No. - SH WL 01 UP
Wattage - 1 x 3 Watts
Colour Temp(K) - 3000 K
Price - Rs. 910/-



Powered by 

Light Effect

Cat. No. - SH WL 02 (Up + Down)
Wattage - 2 x 3 Watts
Colour Temp(K) - 3000 K
Price - Rs. 1370/-



Powered by 

Light Effect

Cat. No. - SH WL 41 (2x3)
Wattage - 6 Watts
Dimension - 35 x 75 x 55 mm
Colour Temp(K) - 3000K
Price - Rs. 1700/-



Powered by 

Cat. No. - SH - WL 031 (2x3)
Wattage - 6 Watts
Dimension - 130 (H) x 70 x 60 mm
Colour Temp(K) - 3000K
Price - Rs. 1480/-



Powered by 

Cat. No. - SH - WL 031 (2x5)
Wattage - 10 Watts
Dimension - 200 (H) x 100 x 107 mm
Colour Temp(K) - 3000K
Price - Rs. 1895/-



Powered by 

Cat. No. - SH - WL 031 (2x10)
Wattage - 20 Watts
Dimension - 300 (H) x 150 x 140 mm
Colour Temp(K) - 3000K
Price - Rs. 4200/-



Powered by 

Cat. No. - SH 6002 UP
Wattage - 5 Watts
Dimensions - 100*65*95 mm
Colour Temp (K) - 3000K
Price - Rs. 1280/-



Powered by 

Cat. No. - SH 6004 UP AND DOWN
Wattage - 10 Watts
Dimensions - 100*65*110 mm
Colour Temp (K) - 3000K
Price - Rs. 2150/-



Powered by 

Cat. No. - SH WL 04
Wattage - 2 x 5 Watts
Colour Temp(K) - 3000 K
Price - Rs. 1320/-



Powered by 

Light Effect

Cat. No. - SH WL 2002/2 UP/DOWN
Wattage - 2 Watts
Colour Temp(K) - 3000 K
Price - Rs. 1270/-



Powered by 

Cat. No. - SH WL 2002/4 FOUR WAY
Wattage - 4 Watts
Colour Temp(K) - 3000 K
Price - Rs. 1780/-



Powered by 

Cat. No. - SH WL 04
Wattage - 2 x 5 Watts
Colour Temp(K) - 3000 K
Price - Rs. 1080/-



Powered by 

Light Effect

All cutouts Dimensions are precisely correct. Even before cutting, please take original sample.


Cat. No. - SH WL 01 UP ECO
Wattage - 1 x 3 Watts
Colour Temp(K) - 3000 K
Price - Rs. 670/-



Powered by 

Light Effect

Cat. No. - SH WL 02 (Up + Down) ECO
Wattage - 2 x 3 Watts
Colour Temp(K) - 3000 K
Price - Rs. 980/-



Powered by 

Light Effect

Cat. No. - SH WL 06
Wattage - 2 x 3 Watts
Colour Temp(K) - 3000 K
Price - Rs. 1250/-



Powered by 

Light Effect

Cat. No. - SH OD 606
Wattage - 10 Watts
Colour Temp(K) - 3000K/Green/Blue
Price - Rs. 3125/-



Powered by 

Light Effect

Cat. No. - SH OD WL 1202 (Up + Down)
Wattage - 2 x 6 Watts
Colour Temp(K) - 3000 K
Price - Rs. 2550/-



Powered by 

Light Effect

Cat. No. - SH OD WL 1609
Wattage - 2 x 5 Watts
Colour Temp(K) - 3000K
Price - Rs. 1880/-



Powered by 

Light Effect

Cat. No. - GSW 1410 UP LIGHTER
Wattage - 1 x 5 / 2 x 5 Watts
Colour Temp(K) - 3000 K
Price - Rs. 2450/- (1x5W)
Price - Rs. 3250/- (2x5W)



Powered by 

Light Effect

Cat. No. - GSW 1420 UP LIGHTER
Wattage - 1x10 / 2x10 Watts
Colour Temp(K) - 3000 K
Price - Rs. 3250/- (1x 10W)
Price - Rs. 4450/- (2x 10W)



Powered by 

Light Effect

Cat. No. - SH OD WL 007
Wattage - 2 x 5 Watts
Colour Temp(K) - 3000 K
Price - Rs. 1200/-



Powered by 

Light Effect

Cat. No. - SH WL 3412
Wattage - 6 Watts
Colour Temp(K) - 3000K
Price - Rs. 3250/-



Powered by 

Light Effect

Cat. No. - SH WL 3412 / RD
Wattage - 6 Watts
Colour Temp(K) - 3000K
Price - Rs. 1735/-



Powered by 

Cat. No. - SH WL 1802
Wattage - 5 Watts
Colour Temp(K) - 3000K
Price - Rs. 2380/-



Powered by 

WINDOW LIGHT

Cat. No. - SH WIN 7910
Wattage - 5 Watts
Colour Temp(K) - 3000K
Price - Rs. 5267/-



Powered by 



4 WAY WALL LIGHTS

Cat. No. - SH OD WL 4024
Wattage - 4 Watts
Colour Temp(K) - 3000 K
Price - Rs. 1820/-



Powered by 

Light Effect



Cat. No. - SH OD WL 4008-X
Wattage - 4 Watts
Colour Temp(K) - 3000 K
Price - Rs. 1820/-



Powered by 

Light Effect



Cat. No. - SH WL 061-2
Wattage - 2 Watts
Dimension - 35 x 75 x 55 mm
Colour Temp(K) - 3000K
Price - Rs. 1836/-



Powered by 

All cutouts Dimensions are precisely correct. Even before cutting, please take original sample.

LED LIGHT FOR PALM TREES

Cat. No. - SH OD RING (4 x 12)
Wattage - 48 Watts
Dimension - (220 x 100) x 4
Colour Temp(K) - 3000K
Price - Rs. 29500/-
Rs. 7375/- (1 Pcs)



Powered by  EDISON



GARDEN SPIKE LIGHTS IP-65

Cat. No. - SH 6044
Colour Temp(K) - 3000 K
Wattage - 3 watts
Price - Rs. 965/-



Aluminium
Housing
Italian Design

Powered by  EPISTAR

Cat. No. - SH 6044
Wattage - 7 watts
Colour Temp(K) - 3000 K
Price - Rs. 1350/-



Aluminium
Housing
Italian Design

Powered by  EPISTAR

Cat. No. - SH 005 ECO SPIKE PVC
Wattage - 5 Watts
Colour Temp(K) - 3000 K
Price - Rs. 710/-



Powered by  EDISON

Cat. No. - SH ST 2802 (5)
Wattage - 6 Watts
Colour Temp(K) - 3000 K
Price - Rs. 910/-



Powered by  EDISON

Cat. No. - SH 5100 CAP
Wattage - 12 Watt
Colour Temp(K) - 3000K
Price - Rs. 3315/-



Powered by  EDISON

Cat. No. - SH SP 12 Watts
Wattage - 12 watts
Colour Temp(K) - 3000 K
Price - Rs. 1250/-



Powered by  EPISTAR

Cat. No. - SH SP 616
Wattage - 12 watts
Dimension - 105 x 175 x 380
Colour Temp(K) - 3000 K
Price - Rs. 2650/-



Powered by  CREE

Cat. No. - SH 5100 WALL
Wattage - 12 Watt
Colour Temp(K) - 3000K
Price - Rs. 3315/-



Powered by  EDISON

Cat. No. - SH 5100 CAP WALL
Wattage - 12 Watt
Colour Temp(K) - 3000K
Price - Rs. 3500/-



Powered by  EDISON

Cat. No. - SH SP 15 Watts
Colour Temp(K) - 3000 K
Wattage - 15 watts
Price - Rs. 2200/-



Powered by  CREE

Cat. No. - SH OD NARROW 5°
Wattage - 3 x 9 = 27 watts
Dimension - 138 x 200
Colour Temp(K) - 3000 K
Price - Rs. 6970/-



Powered by  CREE

Cat. No. - SH OD 0036
Wattage - 36 watts
Dimension - 260 x 300 mm
Colour Temp(K) - 3000 K
Price - Rs. 8950/-



Powered by  CREE

All cutouts Dimensions are precisely correct. Even before cutting, please take original sample.



GROUND BURIAL LIGHTS IP-65

Cat. No. - SHOD GB01
Wattage - 1 Watt
Outer Dia - 43x70mm
Inner Cutout - 26x70mm(H)
Colour Temp(K) - 3000K
Price - Rs. 800/-



Powered by **DISON**

Cat. No. - SH ST 003-22068
Wattage - 3 Watt
Outer Dia - 54x85 mm
Inner Cutout - 28x85 mm (H)
Colour Temp(K) - 3000K
Price - Rs. 2140/-



Powered by **EPISTAR**

Cat. No. - SH OD GB 006/0012
Wattage - 6 Watt / 12 Watt
Outer Dia - 85mm / 109mm
Inner Cutout - 71mm / 98mm
Colour Temp(K) - 3000K
Price - Rs.2700/- 3950/-



Powered by **CREE**

Cat. No. - SH GB 403
Wattage - 3 watts
Outer Dia - 80 mm
Cutout - 60 mm
Height - 75 mm
Colour Temp(K) - 3000 K
Price - 1150/-



Powered by **EPISTAR**

Cat. No. - SH GB 403
Wattage - 6 watts
Outer Dia - 120 mm
Cutout - 90 mm
Height - 75 mm
Colour Temp(K) - 3000 K
Price - 1850/-



Powered by **EPISTAR**

Cat. No. - SH GB 403
Wattage - 6 watts
Outer Dia - 190 mm
Height - 110 mm
Cutout - 150 mm
Colour Temp(K) - 3000 K
Price - 4550/-

Adjustable



Powered by **EPISTAR**

LED STREET LIGHTS IP-65

Cat. No. - SH ST ECO 30
Wattage - 30 watts
Colour Temp(K) - 6000 K
Price - 1750/-



Powered by **EPISTAR**

Cat. No. - SH ST ECO 50
Wattage - 50 watts
Colour Temp(K) - 6000 K
Price - 2390/-



Powered by **EPISTAR**

LED WALL WASHER IP 65

Cat. No. - SH - WW 001
Wattage - 9 Watts
Size - 320 mm x 70 mm x 55 mm (1 RFT.)
Colour Temp(K) - 6000 K / 4000 K / 3000 K
Price - Rs. 9500/-



Powered by **CREE**

Cat. No. - SH - WW 004
Wattage - 36 Watts
Size - 1280 mm x 70 mm x 55 mm (4 RFT.)
Colour Temp(K) - 6000 K / 4000 K / 3000 K
Price - Rs. 13600/-



Powered by **CREE**

★ wall washer shape and dimension may change so please take original samples

EMPTY HOUSINGS GROUND BURIAL

Cat. No. - SH SPIKE 0013
Price - Rs. 465/-

WITH GU10/5.3 HOLDER

Empty Housing



Cat. No. - SH GROUND BURIAL 0014
Price - Rs. 695/-

WITH GU10/5.3 HOLDER



FOUNTAIN LIGHT / UNDER WATER LIGHT IP-68

A) SH WF 01 - 1 Watt = POR
B) SH WF 03 - 3 Watt = POR
C) SH WF 06 - 6 Watt = POR
D) SH WF 09 - 9 Watt = POR
E) SH WE 012 - 12 Watt = POR
Body - Aluminium / Stainless Steel
Colour Temp(K) - 3000K / 4000K / 6000K

POR - Price on Request

12V/24V Power Supply Extra



All cutouts Dimensions are precisely correct. Even before cutting, please take original sample.



WALL SMD RANGE

Cat. No. - SH OD (S) 742
Lamp - E27
Colour Temp (K) - 3000K
Price - Rs. 1600/-



Cat. No. - SH OD (S) 722
Lamp - E27
Colour Temp (K) - 3000K
Price - Rs. 1365/-




E27 - LAMP YOU NEED TO BUY EXTRA

Cat. No. - SH OD (S) 726
Lamp - E27
Colour Temp (K) - 3000K
Price - Rs. 1365/-



Cat. No. - SH OD (S) 1002
Lamp - E27
Colour Temp (K) - 3000K
Price - Rs. 1430/- (300mm)
Rs. 1770/- (500mm)
Rs. 2415/- (800mm)



Cat. No. - SH OD (S) 1004
Lamp - E27
Colour Temp (K) - 3000K
Price - Rs. 1265/- (300mm)
Rs. 1715/- (500mm)
Rs. 2215/- (800mm)



E27 - LAMP YOU NEED TO BUY EXTRA

Cat. No. - SH OD (S) 728
Lamp - E27
Colour Temp (K) - 3000K
Price - Rs. 1725/- (300 MM)
Rs. 3000/- (650 MM)
Rs. 3475/- (800 MM)



Cat. No. - SH OD (S) 734
Lamp - E27
Colour Temp (K) - 3000K
Price - Rs. 1400/- (300mm)
Rs. 2300/- (650mm)
Rs. 2875/- (800mm)



Cat. No. - SH OD (S) 724
Lamp - E27
Colour Temp (K) - 3000K
Price - Rs. 1725/- (300mm)
Rs. 2875/- (650mm)
Rs. 3300/- (800mm)



E27 - LAMP YOU NEED TO BUY EXTRA

Cat. No. - SH OD (S) 1012
Wattage - 9 Watts
Colour Temp (K) - 3000K
Price - Rs. 1975/-



Powered by 

LED WALL LAMPS

Cat. No. - SH OD (S) 10682
Wattage - 8 Watts
Colour Temp (K) - 3000 K
Price - Rs. 1000/-



Powered by 

Cat. No. - SH OD (S) 2004-RD
Wattage - 10 Watts
Colour Temp (K) - 3000 K
Price - Rs. 1350/-



Cat. No. - SH OD (S) 2008-RD
Wattage - 9 Watts
Colour Temp (K) - 3000 K
Price - Rs. 1250/-



Cat. No. - SH OD (S) 1014
Wattage - 9 Watts
Colour Temp (K) - 3000K
Price - Rs. 2070/-



Powered by 

Cat. No. - SH OD (S) 1010
Wattage - 9 Watts
Colour Temp (K) - 3000K
Price - Rs. 2150/-



Powered by 

Cat. No. - SH OD (S) 1010
Wattage - 9 Watts
Colour Temp (K) - 3000K
Price - Rs. 2530/- (300mm)
Rs. 3100/- (650mm)
Rs. 3795/- (750mm)



Powered by 

LED BOLLARDS

Cat. No. - SH OD (S) 1012
Wattage - 9 Watts
Colour Temp (K) - 3000K
Price - Rs. 2070/- (300mm)
Rs. 2875/- (500mm)
Rs. 3450/- (750mm)



Powered by 

Cat. No. - SH OD (S) 1014
Wattage - 9 Watts
Colour Temp (K) - 3000K
Price - Rs. 2070/- (300mm)
Rs. 2875/- (650mm)
Rs. 3450/- (750mm)



Powered by 

Cat. No. - SH OD (S) 1006
Wattage - 10 Watts
Colour Temp (K) - 3000K
Price - Rs. 2300/- (220mm)
Rs. 2875/- (500mm)
Rs. 3450/- (700mm)



Powered by 

Cat. No. - SH OD (S) 1008
Wattage - 10 Watts
Colour Temp (K) - 3000K
Price - Rs. 2300/- (220mm)
Rs. 2875/- (500mm)
Rs. 3450/- (700mm)



Powered by 

Cat. No. - SH BOL 0011
Wattage - 7 Watt
Colour Temp (K) - 3000K
Body Colour - Graphite Grey
Height - 650mm
Price - Rs. 6800/-



Powered by 

All cutouts Dimensions are precisely correct. Even before cutting, please take original sample.



Cat. No. - SH 177 BOLLARD
 Type - E27
 Colour Temp(K) - 3000K / 6000K
 Price - Rs. 3800/- (380 mm)
 - Rs. 5250/- (685 mm)
 - Rs. 7250/- (990 mm)

E27 - LAMP YOU NEED TO BUY EXTRA



H:990mm H:685mm H:380mm

Cat. No. - SH 202
 Wattage - 12 Watt
 Colour Temp(K) - 3000K / 6000K
 Price - Rs. 4250/- (250 mm)
 - Rs. 5625/- (500 mm)
 - Rs. 6750/- (760 mm)



H:760mm H:500mm H:250mm

Cat. No. - SH 8802 GATE LIGHT 6"
 Holder - E-27
 Colour Temp(K) - 3000K
 Price - Rs. 4500/- (E-27)
 Price - Rs. 5500/- (15 Watt LED)

E27 - LAMP YOU NEED TO BUY EXTRA



Cat. No. - SH 8802 GATE LIGHT 10"
 Holder - E-27
 Colour Temp(K) - 3000K
 Price - Rs. 3000/- (E-27)
 Price - Rs. 3750/- (12 Watt LED)

E27 - LAMP YOU NEED TO BUY EXTRA



LED POLE LIGHTS

Cat. No. - SH 83038 HEAD
 Wattage - 50 / 100 Watt
 Colour Temp(K) - 3000K / 6000K
 Price - Rs. 20,000/- (50 watt)
 - Rs. 22,500/- (100 watt)



Cat. No. - SH 83038 GATE LIGHT
 Wattage - 50 / 100 Watt
 Colour Temp(K) - 3000K / 6000K
 Price - Rs. 22,500/- (50 watt)
 - Rs. 25,000/- (100 watt)



Cat. No. - SH 83038 POLE LIGHT
 Wattage - 50 / 100 Watt
 Colour Temp(K) - 3000K / 6000K
 Price - Rs. 30,500/- (50 watt)
 - Rs. 33,000/- (100 watt)

10 Ft. Pole (Price Rs. 1250/Feet) = 12,500/-



All cutouts Dimensions are precisely correct. Even before cutting, please take original sample.



LED FLOOD LIGHTS

APOLLO FLOOD LIGHT



Cat. No. - SH FD APOLLO
Wattage - 50 Watts
Colour Temp(K) - 3000 / 6000 K
Price - Rs. 1690/-

Powered by EPISTAR
TAIWAN

Cat. No. - SH FD APOLLO
Wattage - 200 Watts
Colour Temp(K) - 3000 / 6000 K
Price - Rs. 6550/-

Powered by EPISTAR
TAIWAN

Cat. No. - SH FD APOLLO
Wattage - 100 Watts
Colour Temp(K) - 3000 / 6000 K
Price - Rs. 2850/-

Powered by EPISTAR
TAIWAN

Cat. No. - SH FD APOLLO
Wattage - 400 Watts
Colour Temp(K) - 3000 / 6000 K
Price - Rs. 12950/-

Powered by EPISTAR
TAIWAN

Cat. No. - SH FD APOLLO
Wattage - 150 Watts
Colour Temp(K) - 3000 / 6000 K
Price - Rs. 4850/-

Powered by EPISTAR
TAIWAN

LENS FLOOD LIGHT



Cat. No. - SH LENSE 50W
Wattage - 50 Watts
Colour Temp(K) - 6000 K
Price - Rs. 1875/-

Powered by EPISTAR
TAIWAN



Cat. No. - SH LENSE 100W
Wattage - 100 Watts
Colour Temp(K) - 6000 K
Price - Rs. 3050/-

Powered by EPISTAR
TAIWAN



Cat. No. - SH LENSE 150W
Wattage - 150 Watts
Colour Temp(K) - 6000 K
Price - Rs. 5089/-

Powered by EPISTAR
TAIWAN

SMD FLOOD LIGHT

Cat. No. - SH FD ECO 30W
Wattage - 30 Watts
Colour Temp(K) - 6000 K
Price - Rs. 1525/-

Powered by EPISTAR
TAIWAN



SMD HIGHBAY LIGHT

Cat. No. - SH UFO
Wattage - 100 watts
Colour Temp(K) - 6000 K
Price - Rs. 5795/-

Powered by DISON



All cutouts Dimensions are precisely correct. Even before cutting, please take original sample.

ACCESSORIES

SENSORS

Cat. No. - BIG SENSOR (0 to 6 min)
Outer Dia - 100 mm
Inner Cutout - 380 mm
Price - Rs. 1520/-



Cat. No. - SMALL SENSOR
Outer Dia - 38 mm
Inner Cutout - 35 mm
Price - Rs. 1520/-



Cat. No. - SH D04 [Wave Sensor]
Wattage - 36 Watts
Price - Rs. 1032/-



POP UP BOXES

Cat. No. - POP UP BOX 3MDL
Outer Dia - 120 x 120 mm
Inner Cutout - 80 x 80 mm
Price - Rs. 3660/-



Cat. No. - POP UP BOX 6MDL
Outer Dia - 220 x 120 mm
Inner Cutout - 180 x 180 mm
Price - Rs. 6340/-



IP65 WATER PROOF BOXES



Cat. No. - SH RS - NG 151570
Outer Dia - 150 x 150 x 70 mm
Price - Rs. 1025/-

Cat. No. - SH RS NG - 191470
Outer Dia - 190 x 140 x 70 mm
Price - Rs. 1820/-

Cat. No. - SH RS NG - 322460
Outer Dia - 320 x 240 x 60 mm
Price - Rs. 4555/-

Cat. No. - SH RS NG - 382670
Outer Dia - 380 x 260 x 70 mm
Price - Rs. 4950/-

IP40 WATER PROOF BOXES WITH SWITCH & SOCKET

Cat. No. - SH ACC 2 WAY
Outer Dia - 86 x 86 mm
Inner Cutout - 60 mm
Price - Rs. 794/-



Cat. No. - SH ACC 3 WAY
Outer Dia - 100 x 86 mm
Inner Cutout - 60 mm
Price - Rs. 1210/-



Cat. No. - SH ACC 6 WAY
Outer Dia - 195 x 86 mm
Inner Cutout - 60 mm
Price - Rs. 2560/-



SPECIAL ITEM

Cat. No. - ONE GANG 5 PIN 2 MDL
Outer Dia - 86 x 86 mm
Inner Dia - 66 x 66 mm
Price - Rs. 2275/-



Cat. No. - SPEAKER 2 MDL
Outer Dia - 86 x 86 mm
Inner Dia - 66 x 66 mm
Price - Rs. 5270/-



Cat. No. - ELECTRICAL RAIL 600 mm
Outer Dia - 600 x 80 x 30 mm
Current - 16A/50Hz
Price - Rs. 11,200/-



Cat. No. - EUBIQ UNIVERSAL SOCKET
Color - Silver
Current - 13A/250V
Price - Rs. 2150/-



IP20

All cutouts Dimensions are precisely correct. Even before cutting, please take original sample.

Cat. No. - SH Z3
Type - Night Lamp with 2 Pin
Wattage - 0.8 Watt
Price - Rs. 485/-



Cat. No. - SH V1
Type - LED with USB Charger
Wattage - 1 Watt
Price - Rs. 1050/-

PIR Sensor



Cat. No. - WARDROBE SWITCH
Outer Dia - 35 x 35 x 12 mm
Button Size - 10 mm
Price - Rs. 146/-



Cat. No. - REMOTE SWITCH ON/OFF 4 CURCUIT + REMOTE
Outer Dia - 85 x 86 mm
Inner Cutout - 66 x 66 mm
Price - Rs. 1520/- (SWITCH)
Rs. 750/- (REMOTE)



Cat. No. - TABLE LAMP WITH TOUCH
Outer Dia - 00 mm
Inner Cutout - 00 mm
Price - Rs. 590/-



Cat. No. - PVC TAPE
Length - 18 Mtr.
Thickness - 0.125 mm
Width - 17 mm
Price - Rs. 37.50/-



FRLS

LED LAMPS

Cat. No. - LED CANDLE
Type - E-14 / ES27
CCT - 3000/6000 K
Wattage - 5 Watt
Price - Rs. 152/-



Cat. No. - LED DECO BULBS
Type - B-22/ ES27
CCT - 3000/6000 K
Wattage - 3 Watt
Price - Rs. 60/-



Cat. No. - LED BULB 9 WATT
Type - B-22 / ES27
CCT - 3000/6000 K
Wattage - 9 Watt
Price - Rs. 160/-



LED BULB 15 WATT
B-22 / ES27
3000/6000 K
15 Watt
Rs. 310/-



LED BULB 18 WATT
B-22 / ES27
3000/6000 K
18 Watt
Rs. 320/-



LED BULB 23 WATT
B-22 / ES27
3000/6000 K
23 Watt
Rs. 410/-



LED BULB 30 WATT
B-22 / ES27
3000/6000 K
30 Watt
Rs. 550/-

Powered by EPISTAR

100 Lumens Per Watt

LED DRIVERS



Cat. No. - LED DRIVER
Wattage - 1 to 3 Watt
MRP - Rs. 140/-



LED DRIVER
4 to 7 Watt
Rs. 250/-



LED DRIVER
8 to 12 Watt
Rs. 375/-



LED DRIVER
13 to 18 Watt
Rs. 690/-



LED DRIVER
19 to 24 Watt
Rs. 890/-



LED DRIVER
25 to 30 Watt
Rs. 1190/-

All cutouts Dimensions are precisely correct. Even before cutting, please take original sample.

VENTILATION FAN

Plastic in line fan



Ball Bearing Motor

■ Specification

- Low noise with optimized centrifugal design.
- Full metal case for durable usage.
- With over heat protector for safety.
- Long lasting motor is made of steel sheet and full copper.

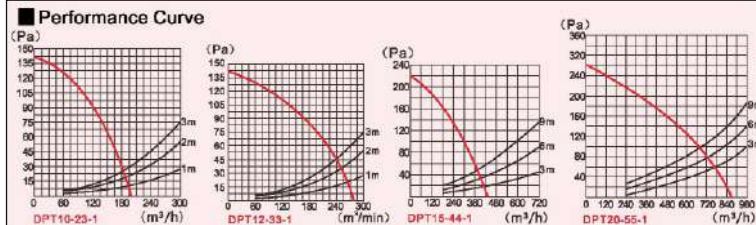
■ Application

Bathroom Kitchen
Bedroom Office

■ Specification Voltage 220V-50Hz

Model	Size	Volt/Freq				LOW				MED				HIGH			
	mm	v-/Hz				Input Power W	Air Vol m ³ /h	Pressure pa	Noise dB(A)	Input Power W	Air Vol m ³ /h	Pressure pa	Noise dB(A)	Input Power W	Air Vol m ³ /h	Pressure pa	Noise dB(A)
DPT15-44-1	150	220-240V-50Hz				40	288	100	54	45	330	150	56	55	432	220	63

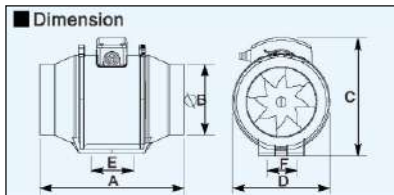
■ Performance Curve



■ Dimension (mm)

Model	Dimensions				Installation		Packing Size	Qty.	Gross Weight
	A	B	C	D	E	F	cm		
DPT15-44-1	304	148	248	204	93	60	52.5x36.7x53.8	4	12.6

■ Dimension



Window Mount Ventilating Fan



Pull-cord Type

■ Specification

- Camera shutter type front louver to avoid air and mosquito come indoors which is suitable for high-rise buildings.
- Simple structure for easy installation.
- The motor is made of silicon steel sheet and copper material for long service life.
- Built-in thermal cut-out protector for safer use.

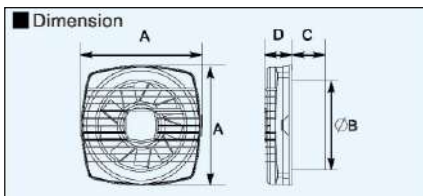
■ Application

Bathroom Kitchen
Bedroom Office

■ Specification Voltage 220V-50Hz

Model	Size		Power	Air Volume	RPM	Noise	Packing Size	Qty	Gross weight
	mm	in	w	m ³ /h	r/min	dB(A)	cm		
APC-15-2-2L	150	6	14	144	1820	48	64.2x33x43.8	18	19
APC20-3-8	200	8	18	233	1640	49	53.1x37.7x53.5	12	15

■ Dimension



■ Dimension (mm)

Model	A	B	C	D	Hole Size
APC15-2-2L	200	149	56	41	Ø153
APC20-3-8	252	180	62	50	Ø184

Price 150 mm 1560/-

Price 200 mm 1875/-

■ Installation



All cutouts Dimensions are precisely correct. Even before cutting, please take original sample.

Window Mount Ventilating Fan



Air Pressure

■ Specification

- Super Slim Panel design
- 7-Blade design for high air volume and low noise on operation
- Butterfly type back louver to avoid air and mosquito come indoors.
- The motor is made of silicon steel sheet and copper material for long service life
- Built in thermal cut-out protector for safer use
- (HT Series) is working with additional timer function - the fan keeps working in 15min and off automatically when the trigger switch is off.
- (HH Series) is working with additional humidity function - When the air humidity is higher than 75% RH, the fan will be working automatically; when it is lower than 75%RH, the fan will be off.

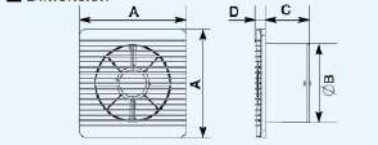
■ Application

Bathroom Kitchen
Bedroom Office

■ Specification Voltage 220V-50Hz

Model	Size		Power	Air Volume	RPM	Noise	Packing Size	Qty	Gross weight
	mm	in	w	m ³ /h	r/min	dB(A)	cm	PCS	kg
APC10-0-2H	100	4	12	66	2200	45	53.8x32.3x34.5	20	12.4
APC15-2-2H	150	6	17	138	1550	46	63.1x33.3x44.3	18	14.5

■ Dimension



■ Dimension (mm)

Model	A	B	C	D	Hole Size mm
APC10-0-2H	150	99	83	17	Ø102
APC15-2-2H	200	147	84	18	Ø103

■ Installation



Metal Ceiling Mount Ventilating Fan



Ball Bearing Motor

■ Specification

- Mixed flow supercharged fan blade design with big air volume, high pressure for ultra-long pipe exhaust.
- Modular structure design, easy for installation
- Optional three speeds setting.
- Can be equipped with outlets to build a small negative pressure fresh air system
- With over heat protector for safety
- Long lasting motor is made of steel sheet and full copper.

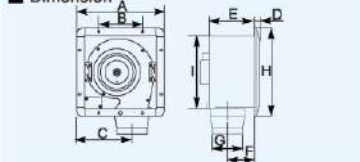
■ Application

Bathroom Kitchen
Bedroom Office

■ Specification Voltage 220V-50Hz

Model	Power	Air Volume	RPM	Pressure	Noise	Duct Size	Depth	Panel Size	Packing Size	Qty	Gross weight
	W	m ³ /h	r/min	Pa	dB(A)	mm	mm	mm	cm	Pcs	kg
BPT15-23-2S	32	198	1040	100	47	100	182	290x290	71x34.4x49.7	4	18.5

■ Dimension



■ Performance Curve



■ Dimension (mm)

Model	A	B	C	D	E	F	G	H	I
BPT15-23-2S	267	140	165	16	198	102	98	290	218

Price 8570/-



Panel D



Panel F



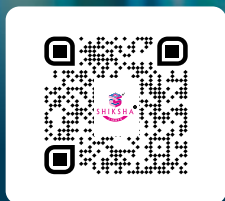
Panel R



Panel E



- 🔍 SEARCH ENGINE
- 💳 CREDIT CARD
- 🚗 TRANSPORTATION



RAMA ELECTRIC INDUSTRIES

AN ISO 9001:2018 CERTIFIED COMPANY

INDIA, PUNJAB - 143 001

📞 98767-88444, 98767-89444

✉️ info@shikshalight.com

🌐 www.shikshalight.com

Authorised Distributor :